



**46<sup>th</sup> Annual Meeting  
of the  
Arbeitsgemeinschaft  
Dermatologische Forschung**

in collaboration with the  
Deutsche Dermatologische Gesellschaft (DDG)

Quo Vadis Lecture I

March 13-16, 2019  
Munich, Germany

By February 15, 2019

**Released by the  
Arbeitsgemeinschaft Dermatologische Forschung (ADF) e.V.**

**Meeting Venue**

**TU München, Campus Garching, Maschinenwesen, Magistrale, Boltzmannstraße 15,  
85748 München**

**<http://www.forschung-garching.tum.de>**

**Prior to the meeting contact the ADF office**

**Tel: +49 (0)30 24 62 53 16; Fax: +49 (0)30 24 62 53 17**

**During the meeting**

**Conference phone: +49 (0) 172 58 85 241**

**How to get there:**

The TU Campus Garching is situated in the north of Munich, opposite the subway station Garching-Forschungszentrum.


**Arrival by Public Transport**


From Munich Main station:


 **U6:** Garching-Forschungszentrum

 **S 1:** Neufahrn (from there take bus 690)

 **S 8:** Ismaning (from there take bus 230)

 **230:** Garching-Forschungszentrum

 **292:** Garching-Forschungszentrum

 **690:** Garching-Forschungszentrum

[MVV Journey Planner: https://www.mvv-muenchen.de/en/index.html](https://www.mvv-muenchen.de/en/index.html)

**Arrival by Airplane**

From Munich Airport to campus Garching either with S1 to Neufahrn, from there take bus 690; or S-Bahn S8 to Ismaning and take bus 230. Traveltime about 50 minutes.

**Arrival by Car**

See Site map page 31 or <https://www.tum.de/en/about-tum/contact-directions/>

**Local Organisers**

**Kilian Eyerich, Tilo Biedermann**

Klinik und Poliklinik für Dermatologie und Allergologie  
Biedersteiner Strasse 29, 80802 Munich, Germany

**General Organisation, Registration, Hotel, Travel, Networking Program**

ADF office, Robert-Koch-Platz 7, 10115 Berlin, Germany

Contact: Elke Schmeckenbecher; Tel: +49 (0)30 24 62 53 16; E-Mail: [info@adf-online.de](mailto:info@adf-online.de)

## MEETING ORGANISATION

### Hotel Reservations

A list of hotels with special rates for the ADF Annual Meeting can be found on the ADF homepage <http://www.adf-online.de>

**Registration Fee**      Non-members:      € 90.00  
Members:              € 60.00 (Charged as membership fee!)  
Students are free of charge upon demonstration of appropriate documents.

### Opening Hours of the Conference Bureau

Thursday, March 14, 2019	09:00-19:00
Friday, March 15, 2019	08:00-18:30
Saturday, March 16, 2019	08:30-13:00

**Oral Presentations(OP)**              Duration:      7 min.  
Discussion:      3 min.

**Projection**              Talks will be presented by video projection only. Please bring your powerpoint presentation on a CD and/or memory stick. Only presentations suitable for PC can be used (no Mac). All presentations have to be turned in at least 30 minutes prior to each session.

**Posters (P)**              Important:  
***All Oral Presentations will also have to be presented as posters!***  
Size of poster boards: width 90 cm, height 150 cm.  
Mounting material will be provided.

**No DFG session in 2019!**

## MEETING ORGANISATION

**During the ADF Annual Meeting, the following working groups do meet as follows**

### **Wednesday, March 13, 2019:**

Dermatological Endocrinology	12:00-19:00, Room MW 2235
Atopic Dermatitis + Skin Barrier	14:00-18:00, Room MW 2050
Experimental Dermatooncology	14:00-18:00, Room MW 0350
Psoriasis	14:30-19:00, Room MW 1250

### **Thursday, March 14, 2019:**

Cutaneous Lymphoma	09:00-13:00, Room 2235
Experimental Allergology + Mast cells and Basophils	09:00-13:00, Room MW 1050
Autoimmun blistering skin diseases	09:00-13:00, Room MW 2050
Dermatological Genetics	09:00-13:00, Room MW 0234
Psoriasis	09:30-10:30, Room MW 1250
Acne inversa	10:30-13:00, Room MW 1250
Epidemiology	10:00-13:00, Room MW 0337

The programme of the working group meetings, additional details (chair, contact person, etc.) as well as information about the meetings, especially of those which did not provide this information at the time of programme finalisation, can be found on the ADF Homepage ([www.adf-online.de](http://www.adf-online.de)).

## About the 46. Annual Meeting of the Arbeitsgemeinschaft Dermatologische Forschung

---

*Dear Colleagues and Friends,*

We would like to warmly welcome you to the 46<sup>th</sup> Annual Meeting of the Arbeitsgemeinschaft Dermatologische Forschung. This year, we have received 237 abstracts out of which we have chosen 36 for oral presentations based on the recommendations of the reviewers. In addition, speakers of three *Quo Vadis Lectures* will present up-to-date topics highlighting novel avenues for future research.

As in previous years, we have a number of awards to give to outstanding scientists. The prize winners of the two main ADF-Awards, the *Egon Macher Award* and the *Paul Langerhans Award* will present their work. Additionally the ADF/ECARF Award, two Awards for Dermato-Oncology and six Translational Research Awards as well as one award specifically dedicated to Atopic Dermatitis research will be given this year. We are grateful to all foundations and supporters to enable the ADF to give these awards.

The posters should be presented during the entire meeting to allow for vivid discussions during the ADF. All oral presentations will also be exhibited as posters to facilitate informal interactions. During the *poster sessions*, *poster walks* will be organized focussing the discussion on specific themes. The twelve best posters nominated by the poster committee will receive a poster award at the end of the meeting.

We are looking forward to this year's workshop, which is devoted to „ *Extending the borders of immunity*. Additional highlights of this year's annual meeting are the *Guenter Goerz Memorial Lecture* and the *Guest Lecture*, which will be given by Nikolaus Romani (Innsbruck) and Jaqueline Lees (Cambridge), respectively.

The ADF steering committee would like to thank the local organizers for their outstanding preparation of the meeting. We are looking forward to hearing your latest work at what we hope will be an enjoyable, informative and memorable ADF Meeting in Munich.

Thank you all for your participation and for your contribution to this meeting!

*Evelyn Gaffal*  
*President*

*Rüdiger Eming*  
*Secretary*

*Christoffer Gebhardt*  
*Treasurer*

The steering committee is very thankful to abstract reviewers, members of the poster committees and guides of poster walks.

### **Experts for abstract review**

I. Bellinghausen, Mainz	C. Geraud, Mannheim	C. Sadik, Luebeck
K. Bieber, Luebeck	N. Glodde, Bonn	C. Schlapbach, Bern
A. Braun, Goettingen	C. Gorzelanny, Mannheim	M. I. Schmidgen, Mainz
C. Brueggen, Zurich	C. Guenther, Dresden	T. Sinnberg, Tuebingen
P. Brunner, Vienna	M. Hoelzel, Bonn	U. Uslu, Erlangen
X. Ding, Cologne	N. Lohmann, Leipzig	T. Wiesner, Vienna
N. Garzorz-Stark, Munich	H. Niessner, Tuebingen	R. Wolf, Marburg

### **Poster walks and Poster committee**

**During the poster sessions, the following poster walks take place:**

Adaptive Immunity (tba)	Infectious Diseases (J. Ehrchen)
Allergy (W. Pfuetzner)	Innate Immunity (A. Yazdi)
Autoimmunity (E. Schmidt)	Mast cells and Basophils (F. Siebenhaar)
Cellular Biology (S. Eyerich)	Psoriasis (K. Schaekel)
Dermato-Endocrinology (K. Loser)	Translational Research (C. Mauch)
Epidemiology (C. Apfelbacher)	Tumor Biology (S. Haferkamp)
Genetics (J. Frank)	Tumor Immunology (T. Tüting)

We thank *AbbVie Deutschland GmbH & Co.KG, Celgene GmbH, Janssen-Cilag GmbH, La Roche-Posay Laboratoire Dermatologique, Lilly Deutschland GmbH, Novartis Pharma GmbH and Sanofi-Aventis Deutschland GmbH* for their kind support.

**Please sign up for a poster walk at the registration. The meeting point will also be there.**

**All Poster walkers are also members of the Poster committee, which is coordinated by Wolfgang Pfuetzner and Enno Schmidt.**

**Thursday, March 14, 2019**

**12:30-14:00**      **Poster mounting and registration**

**13:00-14:00**      **Lunch**

**14:00-14:10**      **Welcome Address**  
**T. Biedermann, E. Gaffal**

**14:10-15:10**      **Oral Presentations I**  
**Chairs: T. Biedermann, S. Eyerich**

**OP01/01 14:10**      **The C5a/C5aR1 axis is critically involved in the induction of auto-  
(P132) antibody response in epidermolysis bullosa acquisita**  
J. Tillmann, B. Kovacs, R. Ludwig, J. Koehl, C. Karsten; Luebeck, Cincinnati

**OP01/02 14:20**      **The role of HIF1a in skin: trying to preserve epidermal homeostasis  
(P076) during mitochondrial dysfunction**  
J. Boix, J. Naetlitz, O. Baris, R. Wiesner; Cologne, Angers

**OP01/03 14:30**      **Depletion of natural killer cells prevents allergen-induced intestinal  
(P003) and airway inflammation in a humanized mouse model of allergy**  
R. Ose, B. Weigmann, J. Maxeiner, P. Schuster, J. Saloga, I. Bellinghausen;  
Mainz, Erlangen

**OP01/04 14:40**      **Antigen-specific tolerance induction in a mouse model of pemphigus  
(P154) vulgaris**  
C. Hudemann, R. Pollmann, M. Hertl, S. Fleischer, R. Eming; Marburg, Hamburg

**OP01/05 14:50**      **Antigen specific adoptive CD4 T cell transfer immunotherapy against  
(P114) melanoma causes reactive neutrophil response**  
B. Kruse, T. van der Sluis, N. Shridhar, J. Ruotsalainen, E. Gaffal, T. Tueting;  
Magdeburg

**OP01/06 15:00**      **From coagulation to contact hypersensitivity - PAR2 signaling in  
(P123) cutaneous inflammation**  
M. Schmidgen, J. Springer, T. Schmidt, N. Roehrig, V. Raker, S. Reyda, W. Ruf,  
K. Steinbrink; Mainz, Muenster

**15:10-15:20**      **ADF Award I**  
(Short presentation of awardee)  
**Paul Langerhans Award\***  
M. Hertl, R. Eming

*\*The ADF thanks Celgene GmbH for the kind support.*

**Thursday, March 14, 2019**

**15:20-15:40 Quo Vadis Lecture I**  
C. Ellebrecht, Philadelphia: ***Go CAART - Immunotherapy for non-cancer applications***  
Introduction: R. Ludwig

**15:40-16:10 Coffee break**

**16:10-18:10 WORKSHOP**  
***Extending the borders of immunity***

Organisation/  
Moderation:

**T. Biedermann, K. Eyerich**

V. Ntziachristos, Neuherberg

**RSOM – a new world for non-invasive observation of skin pathophysiology**

J. Ruland, Munich

**Immune sensing - checkpoint of immune metabolism**

M. Heikenwälder, Heidelberg

**Chronic inflammation, tissue damage, and tumorigenesis**

S. Herzig, Neuherberg

**Beyond immunity: Tumor-host interactions and systemic energy homeostasis**

**18:10-21:00 POSTER SESSION AND NETWORKING**  
With snacks and drinks



**Friday, March 15, 2019**

**08:30-09:30**

**Oral Presentations II**

**Chairs: K. Scharffetter-Kochanek, T. Buhl**

**OP02/01 08:30  
(P055)**

**Clinical response to JAK inhibition in patients with familial chilblain lupus and TREX1 mutation**

N. Zimmermann, C. Wolf, R. Schwenke, A. Lueth, F. Schmidt, K. Engel, M. Lee-Kirsch, C. Guenther; Dresden

**OP02/02 08:40  
(P191)**

**Hgf overexpression reveals spontaneous conditional activation of the BrafV600E allele for the development of melanoma in mice**

A. Braun, S. Bonifatius, M. Mengoni, T. Tueting, E. Gaffal; Magdeburg

**OP02/03 08:50  
(P175)**

**Topical inflammasome inhibition - a novel treatment strategy for contact dermatitis**

H. Bonnekoh, C. Vera, A. Abad-Perez, J. van Kries, M. Nazaré, N. Mahnke, M. Maurer, J. Scheffel, K. Krause; Berlin

**OP02/04 09:00  
(P080)**

**Transit amplifying cells, the key players of epidermal renewal, are expanded in psoriatic lesions and show profound transcriptome and partly associated methylome alterations.**

K. Witte, K. Juerchott, D. Christou, J. Hecht, G. Salinas, U. Krueger, O. Klein, G. Kokolakis, E. Witte-Haendel, R. Moessner, H. Volk, K. Wolk, R. Sabat; Berlin, Barcelona, Goettingen

**OP02/05 09:10  
(P220)**

**T-helper-1-cell-induced senescence stabilizes the differentiation and physiological function of neuroendocrine tumors**

T. Wieder, E. Brenner, N. Simon, S. Weidemann, F. Ranta, S. Ullrich, B. Fehrenbacher, H. Braumueller, M. Roecken; Tuebingen

**OP02/06 09:20  
(P104)**

**Disruption of eye's immune privilege in mice with 4-1BB overexpression in basal keratinocytes**

E. Gonnelli, M. Kasper, V. Kupas, D. Bauer, A. Heiligenhaus, K. Loser; Muenster

**09:30-10:05**

**POSTER SESSION (all even poster numbers)**

**10:05-10:40**

**POSTER SESSION (all odd poster numbers)**

**10:45-11:25**

**GUENTER GOERZ MEMORIAL LECTURE**

N. Romani, Innsbruck

***Langerhans cells – still alive and kickin' after 150 years***

Introduction: E. Gaffal, Magdeburg

Friday, March 15, 2019

**11:25-12:25 Oral Presentations III****Chairs: M. Maurer, M. Fabri**

- OP03/01 11:25 (P138)** **Environmental antigens may promote cross-activation of CD8+ T cells against melanocytes in psoriasis**  
Y. Arakawa, S. Vural, A. Arakawa, S. Vollmer, R. Alharbi, M. He, A. Galinski, J. Prinz; Munich
- OP03/02 11:35 (P162)** **Slan+ monocytes produce Interleukin-8 to recruit NK cells and to induce a p21-dependent growth arrest in melanoma cells**  
F. Funck, J. Pahl, A. Cerwenka, K. Schaeckel; Heidelberg, Mannheim
- OP03/03 11:45 (P024)** **Visualizing scar development in living tissues reveals the collective migration of fibroblasts mediated by N-cadherin**  
D. Jiang, S. Christ, D. Correa Gallegos, P. Ramesh, S. Kalgudde Gopal, Q. Yu, C. Mayr, V. Lupperger, J. Liu, C. Marr, H. Schiller, Y. Rinkevich; Munich
- OP03/04 11:55 (P200)** **The myelin protein PMP2 is regulated by SOX10 and drives melanoma cell invasion**  
M. Heppt, S. Graf, A. Wessely, S. Krebs, C. Kammerbauer, E. Hornig, A. Strieder, H. Blum, A. Bosserhoff, C. Berking; Munich, Erlangen
- OP03/05 12:05 (P046)** **IL-17E (IL-25) enhances innate immune responses during murine skin inflammation**  
L. Senra, A. Mylonas, R. Kavanagh, P. Fallon, C. Conrad, J. Borowczyk-Michalowska, L. Wrobel, W. Boehncke, N. Brembilla; Geneva, Lausanne, Dublin
- OP03/06 12:15 (P096)** **Exome-wide association study reveals DOK2 as novel atopic dermatitis susceptibility gene harbouring low frequency risk variants**  
E. Rodríguez, S. Mucha, H. Baurecht, N. Novak, H. Emmert, W. Lieb, G. Homuth, U. Wehkamp, M. Noethen, L. Paternoster, K. Bønnelykke, A. Peters, T. Werfel, Y. Lee, N. Dand, S. Weidinger, A. Franke, D. Ellinghaus; Kiel, Bonn, Greifswald, Bristol, Copenhagen, Neuherberg, Hannover, Berlin, London

**12:25-13:25 Poster Walks**

We thank *AbbVie Deutschland GmbH & Co.KG, Celgene GmbH, Janssen-Cilag GmbH, La Roche-Posay Laboratoire Dermatologique, Lilly Deutschland GmbH, Novartis Pharma GmbH and Sanofi-Aventis Deutschland GmbH* for their kind support.

Adaptive Immunity (C. Möbs)

Allergy (W. Pfuetzner)

Autoimmunity (E. Schmidt)

Cellular Biology (S. Eyerich)

Dermato-Endocrinology (K. Loser)

Epidemiology (C. Apfelbacher)

Genetics (J. Frank)

Infectious Diseases (J. Ehrchen)

Innate Immunity (A. Yazdi)

Mast cells and Basophils (F. Siebenhaar)

Psoriasis (K. Schaeckel)

Translational Research (C. Mauch)

Tumor Biology (S. Haferkamp)

Tumor Immunology (T. Tüting)

Please sign up for a poster walk at the registration. The meeting point will also be there.

**Friday, March 15, 2019**

**13:25-14:25 Lunchbreak**

**14:25-15:25 Oral Presentations IV**  
**Chairs: M. Goebeler, G. Stary**

**OP04/01 14:25 (P164)** **Long-term effects on follicular and non-follicular T cell subsets in B cell-depleted patients with pemphigus**  
 F. Solimani, C. Baum, J. Holstein, R. Pollmann, W. Pfuetzner, K. Ghoreschi, C. Moebs; Marburg, Tuebingen, Berlin

**OP04/02 14:35 (P070)** **The secretome of skin cancer cells activates mTOR in healthy keratinocytes to convert them into tumorigenic cells**  
 C. Hoesl, E. Zanuttigh, T. Froehlich, J. Philippou-Massier, S. Krebs, H. Blum, M. Dahlhoff; Munich

**OP04/03 14:45 (P144)** **Targeting heat shock protein 70 (Hsp70) in melanoma with functionalized theranostic superparamagnetic iron oxide nanoparticles**  
 M. Shevtsov, B. Nikolaev, Y. Marchenko, L. Yakovleva, G. Multhoff, T. Biedermann, S. Kaesler; Munich, St. Petersburg

**OP04/04 14:55 (P019)** **IL-10 is the driving force for successful tolerance induction in specific immunotherapy**  
 C. Hosp, N. Beyersdorf, S. Kranz, J. Stoevesandt, M. Goebeler, T. Sparwasser, A. Trautmann, A. Kerstan; Wuerzburg, Hannover

**OP04/05 15:05 (P116)** **Identification of a new monocyte subpopulation with prognostic significance in the peripheral blood of patients with advanced melanoma.**  
 K. Schaak, C. Franklin, S. Horn, D. Schadendorf, M. Goebeler, B. Schilling; Wuerzburg, Cologne, Essen, Leipzig

**OP04/06 15:15 (P142)** **Gold Compound induces increased Treg frequencies in vitro and TGF $\beta$  expression in vivo**  
 S. Haeberle, X. Cheng, R. Gama-Brambila, S. Ghaffory, A. Enk, S. Woelfl, E. Hadaschik; Heidelberg

**15:25-15:45 Quo Vadis Lecture II**  
 A. Roesch, Essen  
***Overcoming hierarchies:  
 From cancer stem cells to tumor plasticity***  
 Introduction: C. Gebhardt, Hamburg

**Friday, March 15, 2019**

**15:45-16:00**

**ADF Awards II**

(Short presentations of awardee)

**Egon Macher Award\***

S. Goerdts, R. Eming

*\*The ADF thanks AbbVie GmbH Deutschland for the kind support.*

**16:00-16:30**

**Coffee break**

**+ Best of ADF Winter School 2019**

**16:30-17:30**

**GUEST LECTURE**

Jaqueline Lees, Cambridge

***How and why does Uveal Melanoma differ from Cutaneous Melanoma?***

Introduction/discussion: E. Gaffal, Magdeburg

**17:30-18:00**

**ADF Awards III**

**ADF Dermato Oncology Award\***

M. Kunz

**ADF/ECARF Award for European Allergy Research\*\***

T. Zuberbier

**ADF Translational Research Awards\*\*\***

R. Eming

**ADF Atopic Dermatitis Research Award\*\*\*\***

W. Pfuetzner, E. Schmidt

*Thanks from the ADF to the*

*\*Erwin & Irmgard Egner-Stiftung*

*\*\*European Centre for Allergy Research Foundation (ECARF)*

*\*\*\*Novartis Pharma GmbH*

*\*\*\*\*Sanofi-Aventis Deutschland GmbH*

**18:00-19:00**

**ADF General Assembly**

(for agenda please see ADF-Homepage, [www.adf-online.de](http://www.adf-online.de))

**19:30-?**

**Skin Research Forum**

ISARPOST, Sonnenstraße 24-26, 80331 München

**Saturday, March 16, 2019**

**09:00-10:00**

**Oral presentations V**

**Chairs: S. Eming, L. Erpenbeck**

**OP05/01 09:00  
(P109)**

**IgG of scleroderma patients establishes a proinflammatory and profibrotic phenotype in monocyte-like THP-1 cells**

S. Murthy, M. Wannick, G. Eleftheriadis, H. Busch, A. Kuenstner, A. Mueller, O. Cabral-Marques, D. Zillikens, G. Riemekasten, C. Sadik; Luebeck

**OP05/02 09:10  
(P065)**

**Nummular eczema - a distinct clinical entity with overlapping features of both, psoriasis and atopic eczema**

A. Boehner, A. Zink, F. Lauffer, T. Biedermann, K. Eyerich; Munich

**OP05/03 09:20  
(P014)**

**Skin barrier-disrupted FlgHrnr-deficient mice reveal strain- and sensitization-dependent susceptibility to the progression of the atopic march**

F. Fries, K. Reier, T. Buhl, M. Mempel, M. Schoen, A. Braun; Goettingen

**OP05/04 09:30  
(P124)**

**Mast cells modulate viral-specific CD8 T cell activation during Herpes simplex viral infection**

Y. Arestova, W. Azab, M. Munoz, M. Maurer; Berlin

**OP05/05 09:40  
(P218)**

**Uncovering Microtubule-Driven Mechanisms of Melanoma Invasion**

R. Ju, Y. Chhabra, N. Haass, S. Stehbens; Brisbane

**OP05/06 09:50  
(P126)**

**GARP dependent induction of Treg by platelets: implications for malignant melanoma?**

N. Zimmer, S. Zimmer, E. Walter, S. Hahn, K. Jurk, S. Grabbe, A. Tuettenberg; Mainz

**10:00-10:20**

**Quo Vadis Lecture III**

G. Sary, Vienna

***Tissue-resident T cells - Built to last***

Introduction: K. Loser, Muenster

**10:20-11:05**

**POSTER SESSION (all even poster numbers)**

**11:05-11:50**

**POSTER SESSION (all odd poster numbers)**

**Saturday, March 16, 2019**

**11:50-12:50**

**Oral Presentations VI**

**Chairs: K. Eyerich, K. Ghoreschi**

**OP06/01 11:50  
(P130)**

**Effect of phosphodiesterase-4 inhibition on skin and mucosal lesions in experimental anti-laminin 332 mucous membrane pemphigoid**

S. Tofern, A. Faehnrich, S. Kuenzel, R. Ludwig, D. Zillikens, H. Busch, E. Schmidt; Luebeck, Ploen

**OP06/02 12:00  
(P199)**

**Increased permeability of tumor blood vessels is triggered by membrane attack complex activated neutrophils**

X. Liu, Y. Wang, A. Bauer, M. Kirschfink, C. Gorzelanny, S. Schneider; Mannheim, Hamburg, Heidelberg

**OP06/03 12:10  
(P135)**

**IL-9-producing T helper cells are a subpopulation of PPAR-gamma+ TH2 cells**

L. von Meyenn, C. Micossé, C. Adam, B. Homey, D. Simon, B. Snijder, M. Schmidt, C. Schlapbach; Bern, Wuerzburg, Duesseldorf, Zurich

**OP06/04 12:20  
(P071)**

**Breaking epidermal stem cell quiescence in cutaneous wound healing**

E. Makrantonaki, A. Brown, K. Singh, I. Krikki, S. Schatz, M. Dahlhoff, S. Munir, A. Basu, M. Alupej, P. Maity, M. Wlaschek, K. Scharffetter-Kochanek; Ulm, Wildeshausen, Munich

**OP06/05 12:30  
(P139)**

**Integrin  $\alpha$ E (CD103) regulates dermal Innate Lymphoid Cells Type 2 in Contact Hypersensitivity Reactions**

A. Bergmann, K. Honold, F. Heinemeier, M. Schoen, T. Buhl; Goettingen

**OP06/06 12:40  
(P134)**

**Transcriptional profiling reveals factors for long-term survival of skin-resident T cells in hematopoietic stem cell recipients**

J. Strobl, R. Pandey, N. Bayer, M. Mayrdorfer, B. Reininger, L. Kleissl, P. Kalhs, W. Rabitsch, C. Bock, G. Hopfinger, T. Krausgruber, G. Stary; Vienna

**12:50-13:20**

**POSTER AWARDS\***

**Chairs: W. Pfuetzner, E. Schmidt**

*\*The ADF thanks Almirall Hermal GmbH,*

*Dr. August Wolff GmbH & Co. KG Arzneimittel, BioLegend GmbH and Lilly Deutschland GmbH for their support.*

**13:20**

**Acknowledgements, Farewell, End of Meeting**

E. Gaffal

**POSTER SESSIONS**

<b>All posters:</b>	<b>Thursday,</b>	<b>March 14,</b>	<b>18:10-21:00 Uhr</b>
<b>Even poster numbers:</b>	<b>Friday,</b>	<b>March 15,</b>	<b>09:30-10:05 Uhr</b>
	<b>Saturday,</b>	<b>March 16,</b>	<b>10:20-11:05 Uhr</b>
<b>Odd poster numbers:</b>	<b>Friday,</b>	<b>March 15,</b>	<b>10:05-10:40 Uhr</b>
	<b>Saturday,</b>	<b>March 15,</b>	<b>11:05-11:50 Uhr</b>

## Allergy

- P001**      **Raster-scan optoacoustic mesoscopy for precision assessment in allergy patch testing of the skin**  
B. Hindelang, J. Aguirre, A. Berezhnoi, K. Eyerich, V. Ntziachristos, T. Biedermann, U. Darsow; Munich
- P002**      **Tolerance induction by prophylactic epicutaneous allergen-specific immunotherapy in a preclinical model of Hymenoptera venom-sensitized mice**  
M. Schuppe, C. Kiselmann, D. Dobler, A. Wacker, O. Schmidt, F. Runkel, T. Schmidts, W. Pfuetzner, C. Moebs; Marburg, Giessen, Niederdorfelden
- P003**      **Depletion of natural killer cells prevents allergen-induced intestinal and airway inflammation in a humanized mouse model of allergy**  
R. Ose, B. Weigmann, J. Maxeiner, P. Schuster, J. Saloga, I. Bellinghausen; Mainz, Erlangen
- P004**      **Cutaneous mast cells are increased in patients with cholinergic urticaria**  
Y. Wang, J. Scheffel, M. Maurer, S. Altrichter; Berlin
- P005**      **Human IL-10 DC facilitate cross-tolerance in birch pollen allergic patients with associated food allergy in vitro and in vivo**  
P. Rostan, E. Graulich, V. Raker, B. Weigmann, A. Wangorsch, R. Ose, I. Bellinghausen, S. Scheurer, K. Steinbrink; Mainz, Erlangen, Langen, Muenster
- P006**      **Changes in immunoglobulin levels under real-life pollen exposure: Role of nasal IgA and IgG antibodies**  
M. Goekkaya, T. Nussbaumer, M. Amisi, N. Bounas-Pyrros, S. Bezold, F. Haering, G. Hammel, I. Beck, L. Aglas, F. Ferreira, F. Redegeld, A. Chaker, A. Neumann, A. Damialis, S. Gilles, C. Traidl-Hoffmann; Augsburg, Neuherberg, Munich, Salzburg, Utrecht, Davos
- P007**      **ICOS drives TH22 involvement in atopic dermatitis**  
Q. Jiao, Q. Qian, C. Liu, Y. Luo, F. Fang, M. Wang, J. Ji, H. Qian, X. Zhang, M. Maurer; Suzhou, Berlin
- P008**      **Crosstalk between allergic and autoimmune reactions: clinically relevant type I diabetes prevented the development of allergic contact dermatitis in mice.**  
T. Schmidt, N. Lorenz, V. Raker, K. Steinbrink; Mainz, Muenster
- P009**      **Myeloid cell-specific expression of PAR2 and coagulation factors in patients with allergic contact dermatitis**  
J. Springer, S. Ritz, D. Becker, W. Ruf, M. Schmidgen, K. Steinbrink; Mainz, Muenster

## SCIENTIFIC PROGRAMME

- P010** **Nasal microbiome under natural pollen exposure conditions: a time series analysis in allergic rhinitis patients vs. health subjects**  
D. Rauer, C. Huelpuesch, M. Reiger, T. Nussbaumer, A. Obersteiner, M. Rothballer, F. Haering, A. Damialis, C. Traidl-Hoffmann, A. Neumann, S. Gilles-Stein; Augsburg, Oberschleissheim, Davos
- P011** **FXII-inhibiting effects reduce due to cleavage of Mast cell chymase to C1 inhibitor.**  
C. Vera Ayala, M. Magerl, M. Maurer, J. Scheffel; Berlin
- P012** **C57BL/6J and C57BL/6N mice show equivalent T helper cell profiles and strength of anaphylaxis in a murine food allergy model**  
T. Storz, V. Singh, F. Woelbing, Y. Skabytska, T. Biedermann, T. Volz; Munich
- P013** **Screening of skin commensals for potential therapeutical use in atopic dermatitis**  
S. Knox, M. Koeberle, I. Hoelge, Y. Skabytska, T. Biedermann, Y. Amar; Munich
- P014** **Skin barrier-disrupted FlgHrnr-deficient mice reveal strain- and sensitization-dependent susceptibility to the progression of the atopic march**  
F. Fries, K. Reier, T. Buhl, M. Mempel, M. Schoen, A. Braun; Goettingen
- P015** **Skin microbiome diversity and transcriptome profiling in patients with atopic dermatitis**  
Y. Amar, R. Bleuel, R. Silva, B. Foesel, A. Schoeler, M. Schloter, E. Graf, T. Strom, I. Lagkouvardos, K. Neuhaus, T. Biedermann, M. Koeberle; Munich, Neuherberg, Freising
- P016** **Double-edged role of IL-33 in human skin mast cells: reduced degranulation, strengthened proliferation and heightened histamine synthesis through p38 activation**  
M. Babina, Z. Wang, K. Franke, S. Guhl, M. Artuc, T. Zuberbier; Berlin
- P017** **Skin rashes induced by vemurafenib are caused by aryl hydrocarbon receptor antagonism**  
H. Hawerkamp, A. Kislak, P. Gerber, M. Pollet, A. Soshilov, M. Denison, A. Momin, S. Arold, A. Datsi, S. Braun, P. Oláh, M. Lacouture, J. Krutmann, T. Haarmann-Stemann, B. Homey, S. Meller; Duesseldorf, Davis, Thuwal, Pécs, New York
- P018** **FPR3 binding by processed lipocalin allergens mediates IL-12 downregulation and TH2 polarisation**  
D. Klaver, B. Posch, A. Geisler, M. Herrmann, C. Heufler; Innsbruck
- P019** **IL-10 is the driving force for successful tolerance induction in specific immunotherapy**  
C. Hosp, N. Beyersdorf, S. Kranz, J. Stoevesandt, M. Goebeler, T. Sparwasser, A. Trautmann, A. Kerstan; Wuerzburg, Hannover
- P020** **DRESS syndrome in a patient with metastatic malignant melanoma induced by targeted therapy with the BRAF inhibitors vemurafenib and dabrafenib**  
J. Pickert, C. Moebs, M. Schulze-Dasbeck, L. Logenthiran, M. Gschnell, S. Muehlenbein, W. Pfuetzner, A. Bender; Marburg
- P021** **Murine mast cells express the anaphylatoxin receptor C3aR**  
N. Gross, C. Scholz, S. Nsiah-Dosu, N. Ernst, K. Bieber, J. Koehl, K. Hartmann; Luebeck, Cincinnati



## Cellular Biology

- P022**      **Insulin activates ADAMs via phosphatidylserine exposure**  
L. Baumecker, M. Laudes, K. Reiss; Kiel
- P023**      **The role of the plasma membrane for ADAM10-mediated prion protein release**  
M. Ludewigt, L. Linsenmeier, H. Altmeyen, M. Veit, M. Sperrhacker, K. Reiss, M. Glatzel;  
Kiel, Hamburg
- P024**      **Visualizing scar development in living tissues reveals the collective migration of fibroblasts mediated by N-cadherin**  
D. Jiang, S. Christ, D. Correa Gallegos, P. Ramesh, S. Kalgudde Gopal, Q. Yu, C. Mayr, V. Lupperger, J. Liu, C. Marr, H. Schiller, Y. Rinkevich; Munich
- P025**      **mTORC1 - a potential player in the pathogenesis of acne inversa ?**  
A. Dmitriev, A. Koenig, V. Lang, S. Diehl, A. Pinter, C. Buerger; Frankfurt
- P026**      **Function of LRRC8 volume-regulated anion channels during hypotonic stress response and differentiation of human keratinocytes**  
J. Trothe, V. Lang, V. Scalise, T. Ertongur-Fauth, C. Buerger; Frankfurt, Zwingenberg
- P027**      **A DNA-repair independent pathomechanism in trichothiodystrophy**  
F. Khalid, T. Phan, M. Alupej, P. Maity, K. Scharffetter-Kochanek, S. Iben; Ulm
- P028**      **Differential influence of individual human skin microbiota on the expression of innate defense genes**  
Y. Farid, F. Rademacher, H. Hinrichs, R. Glaeser, S. Gerdes, S. Weidinger, J. Harder; Kiel
- P029**      **Osteopontin Released from Mesenchymal Stem Cells Dampen Unrestrained M1 Macrophage Activation via TSG-6 and IL-1RA**  
F. Ferreira, P. Maity, P. Meyer, N. Scheuermann, J. Weiss, M. Wlaschek, K. Scharffetter-Kochanek; Ulm
- P030**      **Mitochondrial DNA depletion leads to impaired proliferation, migration and contractile performance of dermal fibroblasts**  
J. Naetlitz, J. Boix, D. Weiland, S. Eming, R. Wiesner; Cologne
- P031**      **Deletion of the autophagy gene Atg7 in K14-positive epithelial cells impairs the iron metabolism of murine ameloblasts**  
S. Suksee, U. Schwarze, R. Gruber, E. Tschachler, L. Eckhart; Vienna
- P032**      **Gene expression analysis and phylogenetic profiling of keratin K24**  
F. Ehrlich, M. Laggner, E. Tschachler, L. Eckhart; Vienna
- P033**      **Inflammatory reactivity of reconstructed human epidermis to metal haptens by integration of TLR4-positive cells**  
V. Frings, D. Mueller, G. Storz, H. Sennefelder, C. Adam, M. Goebeler, F. Groeber-Becker, M. Schmidt; Wuerzburg
- P034**      **The role of RNase 7 as an immunomodulatory molecule during skin injury**  
F. Rademacher, M. Simanski, H. Hinrichs, R. Glaeser, S. Wagenknecht, V. Kopfnagel, T. Werfel, J. Harder; Kiel, Hannover
- P035**      **NF-kappaB c-Rel suppressed dermal fibroblasts display impaired fibrosis-associated cellular mechanisms**  
L. Micus, F. Trautschold-Krause, M. Schoen, C. Seitz, V. Lorenz; Goettingen

- P036**      **A novel pathomechanism: are Cockayne syndrome and trichothiodystrophy ribosomopathies?**  
M. Alupeï, F. Khalid, T. Phan, P. Maity, K. Scharffetter-Kochanek, S. Iben; Ulm
- P037**      **TRADD regulates TNF complex I formation but is irrelevant for TNF-induced apoptosis**  
M. Feoktistova, R. Makarov, D. Panayotova-Dimitrova; Aachen
- P038**      **Combinatory treatment with IFN gamma and triamcinolone diversely influences normal and keloid fibroblasts – a potential keloid treatment?**  
T. Euler, G. Reichenbach, M. Meissner, E. Valesky, R. Kaufmann, S. Kippenberger, N. Zoeller; Frankfurt
- P039**      **Indocyanine green influences cell viability after irradiation with water-filtered near-infrared - a new photodynamic therapy?**  
N. Zoeller, K. Merkewitz, G. Reichenbach, M. Jaeger, J. Kleemann, R. Kaufmann, S. Kippenberger; Frankfurt
- P040**      **Disulfiram efficiently induces cell death in BRAF Wild-Type melanoma cells through a massive induction of reactive oxygen species**  
F. Meraz-Torres, A. Biesemeier, M. Schaller, O. Riess, C. Garbe, H. Niessner, T. Sinnberg; Tuebingen
- P041**      **Aberrant mTORC1 activity is regulated via TSC2 and transmits signals towards Stat3 to mediate the psoriatic differentiation defect**  
V. Lang, S. Diehl, R. Kaufmann, C. Buerger; Frankfurt
- P042**      **Automated immuno-histo-enzymatic investigation of measurable metabolic enzyme activity in cryosections of skin and epidermal equivalents.**  
C. Kremsehner, A. Miller, R. Nica, I. Nagelreiter, B. Golabi, J. Lachner, F. Ferrara, M. Gschwandtner, E. Tschachler, A. Haschemi, F. Gruber; Vienna, Kannapolis
- P043**      **Differential expression of toll like receptors and antibiotic peptides by human keratinocytes**  
J. Heusinger, T. Herter-Kermann, M. Sticherling; Erlangen

## Chemokines/Cytokines

- P044**      **The role of EBI2 in skin inflammation**  
F. Wanke, S. Moos, F. Kurschus; Mainz, Heidelberg
- P045**      **Efficacy of the anti-interleukin 17A monoclonal antibody secukinumab in acute generalized exanthematous pustulosis**  
B. Gualtieri, F. Solimani, C. Moebs, M. Hertl, W. Pfuetzner; Marburg, Pisa
- P046**      **IL-17E (IL-25) enhances innate immune responses during murine skin inflammation**  
L. Senra, A. Mylonas, R. Kavanagh, P. Fallon, C. Conrad, J. Borowczyk-Michalowska, L. Wrobel, W. Boehncke, N. Brembilla; Geneva, Lausanne, Dublin
- P047**      **The IL-31-producing circulating T cells subset represents a unique population of CLA<sup>+</sup> CRTH2<sup>+</sup> CCR4<sup>+</sup> effector memory T cells**  
A. Datsi, K. Raba, S. Kellermann, R. Sorg, B. Homey; Duesseldorf

- P048** **IL-17A and IL-17E disparately affect the basic functions of keratinocytes and may contribute to different aspects of the pathophysiology of psoriasis.**  
J. Borowczyk-Michalowska, C. Buerger, L. Senra, V. Lang, W. Boehncke, N. Brembilla;  
Geneva, Frankfurt

## Clinical Research

- P049** **Digital Assessment of Hidradenitis suppurativa disease activity**  
A. Wiala, M. Schoellhammer, S. Singh, K. Rappersberger, H. Schnidar, C. Posch;  
Vienna, Munich
- P050** **Impact of Prior Treatment History on Efficacy of Risankizumab Compared with Placebo in Patients with Moderate-to-Severe Plaque Psoriasis: Integrated Analyses from Three Phase 3 Trials**  
B. Strober, J. Lambert, Y. Gu, E. Thompson, W. Valdecantos, A. Menter;  
Farmington, Gent, Chicago, Redwood City, Dallas
- P051** **Efficacy and Safety of Risankizumab Compared with Adalimumab in Patients with Moderate-to-Severe Plaque Psoriasis: Results from the Phase 3 IMMvent Trial**  
K. Reich, M. Gooderham, D. Thaci, J. Crowley, C. Ryan, J. Kruger, T. Tsai, M. Flack, Y. Gu, D. Williams, E. Thompson, C. Paul;  
Berlin, Ontario, Luebeck, Bakerstfield, Dublin, New Yorck, Taipei, Ridgefield, Chicago, Toulouse
- P052** **Efficacy of Risankizumab Compared with Placebo Across Subgroups in Patients with Moderate-to-Severe Plaque Psoriasis: Integrated Analyses from Three Phase 3 Trials**  
M. Lebwohl, P. Ghislain, F. Kerdel, Y. Gu, J. Valdes, E. Thompson, C. Lynde;  
New Yorck, Brussels, Miami, Chicago, Redwood City, Markham
- P053** **Optical coherence tomography as a novel intravital method for human hair follicle morphological analyses**  
J. Lehmann, J. Chéret, B. Kemper, A. Barroso Pea, R. Paus, M. Bertolini;  
Muenster, Miami, Muenster, Manchester
- P054** **T-cell responses against autoantigens of the skin in patients with lichen sclerosis**  
R. Maglie, F. Solimani, D. Didona, V. Mortasawi, M. Hertl, R. Pollmann; Marburg, Florence
- P055** **Clinical response to JAK inhibition in patients with familial chilblain lupus and TREX1 mutation**  
N. Zimmermann, C. Wolf, R. Schwenke, A. Lueth, F. Schmidt, K. Engel, M. Lee-Kirsch, C. Guenther; Dresden
- P056** **Pre-treatment progression dynamics of melanoma determines response to anti PD-1 immunotherapy**  
N. Wagner, M. Lenders, A. Forschner, U. Leiter, B. Klumpp, C. Garbe, T. Eigentler;  
Tuebingen, St.Gallen, Winnenden

## SCIENTIFIC PROGRAMME

- P057 Occurrence of autoimmune thyroiditis predicts response and favorable progression-free survival of melanoma patients receiving PD-1 antibodies**  
N. Wagner, J. Winter, A. Forschner, U. Leiter, I. Tampouri, I. Thomas, J. Krochmann, M. Gassenmaier, D. Sossau, A. Scheu, L. Kofler, G. Glatthaar, D. Doecker, K. Schweinzer, T. Silber, C. Garbe, T. Eigentler; Tuebingen, St.Gallen
- P058 Multiparametric characterization of T and B cell subsets in pemphigus vulgaris**  
C. Baum, J. Holstein, F. Solimani, R. Pollmann, C. Moebis, K. Ghoreschi, W. Pfuetzner; Marburg, Tuebingen, Berlin
- P059 Bullous pemphigoid with the picture of acquired reactive perforating dermatosis**  
F. Schauer, J. Kern, K. Technau-Hafsi, F. Meiss, K. Thoma, I. Athanasiou, G. Di Zenzo, K. Izumi, W. Nishie, H. Shimizu, L. Bruckner-Tuderman, D. Kiritsi; Freiburg, Box Hill, Victoria, Sapporo
- P060 Effect of skin neutral pH versus basic emollient application on skin microbiome and physiology in atopic dermatitis patients and healthy controls**  
C. Huelpuesch, K. Tremmel, T. Nussbaumer, M. Bhattacharyya, A. De Tomassi, V. Schwierzeck, G. Hammel, A. Neumann, M. Reiger, C. Traidl-Hoffmann; Augsburg
- P061 CD23 is a biomarker of clinical response to IgE-specific immunoadsorption in patients with severe atopic eczema**  
R. Wang, J. Thomas, R. Batra, T. Biedermann, F. Theis, S. Eyerich, K. Eyerich; Munich, Neuherberg
- P062 MicroBIEM - Microbiome analysis tool with automated decision making and user-friendly graphical interface**  
T. Nussbaumer, C. Huelpuesch, V. Schwierzeck, D. Rauer, M. Bhattacharyya, S. Gilles, C. Traidl-Hoffmann, M. Reiger, A. Neumann; Augsburg, Neuherberg
- P063 Autologous skin-derived ABCB5+ mesenchymal stem cells as advanced-therapy medicinal product to treat chronic venous ulcers**  
A. Kerstan, E. Niebergall-Roth, H. Schroeder, K. Kahlert, P. Schrufer, S. Endres, K. Kraft, F. Hassinger, K. Dieter, N. Tappenbeck, J. Esterlechner, N. Frank, M. Frank, J. Beck, C. Ganss, M. Kluth; Wuerzburg, Heidelberg, Boston, Perth
- P064 Hidradenitis suppurativa leads to a profound impairment in quality of life**  
S. Schneider-Burrus, A. Tsaousi, R. Sabat; Berlin
- P065 Nummular eczema - a distinct clinical entity with overlapping features of both, psoriasis and atopic eczema**  
A. Boehner, A. Zink, F. Lauffer, T. Biedermann, K. Eyerich; Munich
- P066 A novel approach for Hidradenitis suppurativa scoring**  
G. Kokolakis, S. Schneider-Burrus, R. Sabat; Berlin

## Dermato-Endocrinology

- P067 The alpha7 nicotinic acetylcholine receptor agonist PHA-543613 has antifibrotic activity in vivo in the scleroderma mouse model**  
A. Stegemann, T. Luger, M. Boehm; Muenster
- P068 High fat diet exacerbates skin inflammation independent of obesity: Saturated fatty acids as key players**  
D. Herbert, S. Franz, U. Anderegg, J. Simon, A. Saalbach; Leipzig

## SCIENTIFIC PROGRAMME

- P069** **New insights into the effects of melatonin on human melanogenesis**  
K. Kleszczynski, B. Bilaska, A. Stegemann, M. Sarna, E. Pyza, M. Boehm; Muenster, Krakow
- P070** **The secretome of skin cancer cells activates mTOR in healthy keratinocytes to convert them into tumorigenic cells**  
C. Hoesl, E. Zanuttigh, T. Froehlich, J. Philippou-Massier, S. Krebs, H. Blum, M. Dahlhoff; Munich
- P071** **Breaking Epidermal Stem Cell Quiescence in Cutaneous Wound Healing**  
E. Makrantonaki, A. Brown, K. Singh, I. Krikki, S. Schatz, M. Dahlhoff, S. Munir, A. Basu, M. Alupej, P. Maity, M. Wlaschek, K. Scharffetter-Kochanek; Ulm, Wildeshausen, Munich
- P072** **Prolylcarboxypeptidase – an emerging player in immune-mediated inflammatory skin diseases?**  
N. Tsiskarishvili, A. Stegemann, S. Koenig, U. Schreiber, M. Boehm; Muenster, Tbilisi

## Dermatopathology

- P073** **Analysis of the diagnostic value and practicability of serration pattern analysis by direct immunofluorescence microscopy in pemphigoid diseases**  
M. Holtsche, N. van Beek, A. Kuenstner, H. Busch, D. Zillikens, E. Schmidt; Luebeck
- P074** **JAK1/3-inhibition preserves epidermal morphology in full thickness 3D skin models of atopic dermatitis and psoriasis**  
K. Clarysse, C. Pfaff, Y. Marquardt, L. Huth, I. Kortekaas Krohn, D. Kluwig, B. Luescher, J. Gutermuth, J. Baron; Brussels, Aachen
- P075** **Ex vivo confocal laser scanning microscopy: an innovative method for direct immunofluorescence of cutaneous vasculitis**  
I. Bagci, R. Aoki, S. Krammer, T. Ruzicka, M. SÄirdy, D. Hartmann; Munich, Budapest
- P076** **The role of HIF1a in skin: trying to preserve epidermal homeostasis during mitochondrial dysfunction**  
J. Boix, J. Naetlitz, O. Baris, R. Wiesner; Cologne, Angers
- P077** **Radiation dermatitis: Treatment with cold atmospheric pressure plasma and pathomechanistic assessments in mice**  
T. Bernhardt, T. Borchard, W. Vioel, G. Hildebrandt, B. Vollmar, S. Emmert, L. Boeckmann; Rostock, Goettingen
- P078** **The power of neural networks to detect cutaneous basal cell carcinomas in histological sections**  
S. Kimeswenger, G. Klambauer, G. Lang, R. Silye, W. Hoetzenecker; Linz
- P079** **IL23 differentially regulates cytokine profile of Th17 subsets leading to deviation of protective and pathogenic Th17 cells**  
D. Ranzinger, J. Thomas, P. Seiringer, T. Biedermann, C. Schmidt-Weber, S. Eyerich, K. Eyerich; Munich
- P080** **Transit amplifying cells, the key players of epidermal renewal, are expanded in psoriatic lesions and show profound transcriptome and partly associated methylome alterations.**  
K. Witte, K. Juerchott, D. Christou, J. Hecht, G. Salinas, U. Krueger, O. Klein, G. Kokolakis, E. Witte-Haendel, R. Moessner, H. Volk, K. Wolk, R. Sabat; Berlin, Barcelona, Goettingen

## SCIENTIFIC PROGRAMME

- P081** **IL-17 pathway in hidradenitis suppurativa**  
K. Wolk, E. Witte-Haendel, K. Witte, D. Christou, G. Kokolakis, R. Sabat; Berlin
- P082** **Non-invasive diagnostic approaches for psoriasis and lupus erythematosus**  
A. Berekmeri, M. Shalhaf, T. Macleod, A. Alase, E. Vital, M. Stacey, M. Wittmann; Leeds

### Epidemiology

- P083** **Exposed children - protected parents: Shading of playgrounds as an intervention field of skin cancer and dermatological prevention**  
S. Schneider, A. Bolbos, P. Kadel, B. Holzwarth; Mannheim
- P084** **Sunless tanning products: Healthy alternative or risky addition to tanning bed use?**  
K. Diehl, T. Goerig, L. Schilling, S. Schneider; Mannheim
- P085** **How important are attractiveness-related motives for tanning behavior? Findings from a nationwide representative survey**  
T. Goerig, S. Schneider, L. Schilling, K. Diehl; Mannheim
- P086** **Frequency and comorbidities of eczema in an elderly population in Germany: Results from AUGUR**  
K. Drewitz, K. Stark, M. Zimmermann, I. Heid, C. Apfelbacher; Regensburg
- P087** **Comparing keratinocyte carcinoma in high-risk outdoor professions and a control group**  
A. Zink, L. Tizek, M. Schielein, A. Boehner, M. Wildner, T. Biedermann; Munich
- P088** **Treatment of moderate-to-severe atopic dermatitis (AD) after the approval of the first biologic agent: results from the german national registry TREATgermany**  
D. Stoelzl, S. Abraham, E. Haufe, I. Harder, A. Heratizadeh, A. Kleinheinz, E. Weisshaar, A. Wollenberg, A. Zink, M. Radtke, B. Gerlach, M. Hilgers, M. Worm, R. von Kiedrowski, F. Wiemers, P. Staubach-Renz, M. Pawlak, M. Bell, K. Schaekel, I. Fell, C. Han; Kiel, Dresden, Hannover, Buxtehude, Heidelberg, Munich, Hamburg, Aachen, Berlin, Selters/Westerwald, Leipzig, Mainz, Heiligenstadt, Andernach, Bad Soden, Bremen, Bonn, Burgstaedt, Duesseldorf, Langenau, Bielefeld

### Genetics

- P089** **Evaluation of genetic variants in new-onset hidradenitis suppurativa patients by exome sequencing**  
C. Posch, R. Ahn, A. Wiala, K. Rappersberger, W. Liao;  
Munich, Vienna, Los Angeles, San Francisco
- P090** **Genetic characterization of acral melanoma using a targeted next-generation-sequencing panel**  
A. Zaremba, R. Murali, P. Jansen, I. Moeller, A. Sucker, A. Paschen, L. Zimmer, E. Livingstone, T. Brinker, A. Roesch, S. Ugurel, D. Schadendorf, K. Griewank, I. Cosgarea; Essen, New York, Nieder-Olm, Heidelberg, Newcastle upon Tyne

## SCIENTIFIC PROGRAMME

- P091 Exome sequencing of CD18 hypomorphic PL/J mice reveals novel non-synonymous mutations in psoriasis associated genes**  
R. Pandey, K. Singh, K. Singh, H. Wang, K. Scharffetter-Kochanek; Ulm, Shanghai
- P092 Desmoplakin gene variants and risk for skin and heart diseases: usefulness of a functional biochemical assay**  
B. Favre, N. Bégré, L. Borradori; Bern
- P093 Gene editing as a therapeutic option for epidermolytic ichthyosis**  
O. March, T. Lettner, A. Klausegger, M. Ablinger, T. Kocher, S. Hainzl, P. Peking, N. Lackner, M. Aushev, U. Koller, J. Reichelt; Salzburg, Newcastle
- P094 Generation and characterization of a SNAP29 knockout in immortalized human fibroblasts using CRISPR/Cas9**  
M. Martens, J. Lehmann, C. Seebode, L. Boeckmann, S. Emmert; Rostock
- P095 Enhanced susceptibility to poly(I:C) in SMARCAD1 deficient fibroblasts from patients with Hurler Syndrome**  
B. Klein, N. Zimmermann, M. Lee-Kirsch, Y. Lee, C. Guenther; Dresden, Berlin
- P096 Exome-wide association study reveals DOK2 as novel atopic dermatitis susceptibility gene harbouring low frequency risk variants**  
E. Rodríguez, S. Mucha, H. Baurecht, N. Novak, H. Emmert, W. Lieb, G. Homuth, U. Wehkamp, M. Noethen, L. Paternoster, K. Bäckmann, A. Peters, T. Werfel, Y. Lee, N. Dand, S. Weidinger, A. Franke, D. Ellinghaus; Kiel, Bonn, Greifswald, Bristol, Copenhagen, Neuherberg, Hannover, Berlin, London
- P097 RNA Profiling of Bullous Pemphigoid Patient Skin**  
C. Schwarm, M. Holtsche, C. Hammers, A. Dieterich, O. Horváth, M. Sairdy, A. Franke, M. Hirose, A. Kuenstner, M. Freitag, H. Busch, C. Sadik, D. Zillikens, E. Schmidt, S. Ibrahim, . German AIBD Study Group; Luebeck, Munich, Kiel
- P098 Mitochondrial mutations in pemphigus vulgaris**  
M. Witte, D. Zillikens, S. Ibrahim; Luebeck

## Immunology

- P099 Sodium chloride is an ionic checkpoint for human Th2 cell responses and shapes the atopic skin microenvironment**  
J. Matthias, H. Meinel, J. Maul, Y. Chao, R. Noster, H. Gerstenberg, S. Donakonda, T. Biedermann, P. Knolle, D. Baumjohann, H. Gerstenberg, C. Zielinski; Munich, Berlin
- P100 The leukocyte compartment in subcutaneous white adipose tissue - an immunological compartment apart from the skin?**  
M. Brueggen, J. Strobl, N. Li, F. Koszik, R. Naito, M. Zeida, H. Kiprof, L. French, G. Stingl; Zurich, Vienna, Fukuoka
- P101 Analysis of immune cell populations in systemic sclerosis**  
J. Haub, V. Raker, N. Lorenz, E. Wagner, D. Schuppan, K. Steinbrink; Mainz, Madrid, Muenster
- P102 Relevance of neutrophil extracellular traps during vessel damage in skin-limited IgA immune complex vasculitis**  
S. Mayer-Hain, K. Pappelbaum, M. Neufeld, C. Mitschang, C. von Hodenberg, F. Schedel, J. Ehrchen, J. Roth, T. Vogl, C. Sunderkoetter; Muenster, Halle (Saale)

- P103**      **The Yersinia outer protein M (YopM) reduces keratinocyte hyperproliferation and neutrophil infiltration psoriasis-like inflammation in mice**  
M. Schneeweiss, M. Poceva, A. Gossens, C. Rueter, A. Schmidt, K. Loser; Muenster
- P104**      **Disruption of eye's immune privilege in mice with 4-1BB overexpression in basal keratinocytes**  
E. Gonnelli, M. Kasper, V. Kupas, D. Bauer, A. Heiligenhaus, K. Loser; Muenster
- P105**      **Clinical signs of epithelial surface disruption impact pain and sexual Health in Patients with moderate to severe genital psoriasis**  
A. Schloebe; Bad Homburg
- P106**      **No reactivation of tuberculosis in Patients with latent tuberculosis infection while on ixekizumab treatment: a report from 11 clinical studies**  
S. Suess; Bad Homburg
- P107**      **Preclinical efficacy of NLRP3 small molecule inflammasome inhibitors: Implications for future treatment of autoinflammatory syndromes.**  
A. Abad-Perez, S. Frischbutter, N. Mahnke, J. v. Kries, M. Nazaré, M. Maurer, J. Scheffel, K. Krause; Berlin
- P108**      **12/15-lipoxygenase counteracts and resolves pemphigoid disease-like dermatitis**  
T. Sezin, N. Ferreirós, C. Attah, K. Ochirbold, M. Seutter, S. Mousavi, D. Zillikens, G. Geisslinger, C. Sadik; Luebeck, Frankfurt
- P109**      **IgG of scleroderma patients establishes a proinflammatory and profibrotic phenotype in monocyte-like THP-1 cells**  
S. Murthy, M. Wannick, G. Eleftheriadis, H. Busch, A. Kuenstner, A. Mueller, O. Cabral-Marques, D. Zillikens, G. Riemekasten, C. Sadik; Luebeck
- P110**      **Differential impact of PI3K isoforms on neutrophil activation pathways**  
H. Zillikens, A. Kasprick, M. Behnen, T. Laskay, X. Yu, F. Petersen, R. Ludwig, K. Bieber; Luebeck, Borstel
- P111**      **Skin-resident CD49a+ ILC1s in Imiquimod-induced Psoriasisiform Dermatitis**  
B. Evers, Y. Skabytska, P. Knolle, T. Biedermann; Munich
- P112**      **Diversity of CD4+ blood T-cell clonality predicts longer survival with CTLA4 or PD-1 checkpoint inhibition in advanced melanoma**  
A. Arakawa, S. Vollmer, J. Tietze, A. Galinski, M. Heppt, C. Berking, J. Prinz; Munich
- P113**      **Development of antigen specific immunotherapy against melanoma with TRP1 targeted CD4+ T cell transfer.**  
N. Shridhar, T. van der Sluis, J. Ruotsalainen, B. Kruse, S. Bonifatius, M. Rogava, D. Yu, M. Essand, W. Kastenmueller, E. Gaffal, T. Tueting; Bonn, Magdeburg, Uppsala, Wuerzburg
- P114**      **Antigen specific adoptive CD4 T cell transfer immunotherapy against melanoma causes reactive neutrophil response**  
B. Kruse, T. van der Sluis, N. Shridhar, J. Ruotsalainen, E. Gaffal, T. Tueting; Magdeburg
- P115**      **Psoriatic regulatory T cells are impaired in their suppressive activity and respond differently to IL-33**  
A. Schwarz, T. Schwarz; Kiel



- P116 Identification of a new monocyte subpopulation with prognostic significance in the peripheral blood of patients with advanced melanoma.**  
K. Schaak, C. Franklin, S. Horn, D. Schadendorf, M. Goebeler, B. Schilling;  
Wuerzburg, Cologne, Essen, Leipzig
- P117 The transfection of Natural killer T cells with a tumor-antigen specific chimeric antigen receptor (CAR) for melanoma immunotherapy**  
B. Simon, M. Wiesinger, J. Maerz, K. Wistuba-Hamprecht, B. Weide, B. Schuler-Thurner, G. Schuler, J. Doerrie, U. Uslu; Erlangen, Tuebingen
- P118 The direct identification of neoantigens via mass spectrometry in malignant melanoma**  
A. Rech, M. Berthold, A. Schlosser, B. Schilling; Wuerzburg
- P119 Screening identifies novel treatment targets for pemphigus**  
I. Burmester, A. Kasprick, C. Hammers, E. Schmidt, R. Ludwig, J. Hundt; Luebeck
- P120 Monitoring of autoreactive T cells in patients with pemphigus**  
R. Pollmann, F. Solimani, T. Schmidt, D. Didona, R. Eming, M. Hertl; Marburg
- P121 Divergent glucocorticoid responsiveness of psoriatic vs. non-psoriatic human Th17 cells**  
J. de Castro Kroner, K. Knoke, J. Steiger, M. Fabri; Cologne
- P122 Culprit drugs induce specific IL-36 overexpression in Acute Generalized Exanthematous Pustulosis**  
B. Meier, L. Feldmeyer, M. Mellett, D. Jankovic, T. Satoh, D. Yerly, A. Navarini, R. Abe, N. Yawalkar, W. Chung, E. Contassot, L. French;  
Zurich, Bern, Munich, Niigata, Taipei and Linkou
- P123 From coagulation to contact hypersensitivity – PAR2 signaling in cutaneous inflammation**  
M. Schmidgen, J. Springer, T. Schmidt, N. Roehrig, V. Raker, S. Reyda, W. Ruf, K. Steinbrink; Mainz, Muenster
- P124 Mast cells modulate viral-specific CD8 T cell activation during Herpes simplex viral infection**  
Y. Arestova, W. Azab, M. Munoz, M. Maurer; Berlin
- P125 Autoantigen CHD4 forms immune stimulatory complexes with endogenous DNA**  
T. Guel, B. Scholtissek, J. Siegl, G. Mayer, T. Fetter, T. Bieber, J. Wenzel; Bonn
- P126 GARP dependent induction of Treg by platelets: implications for malignant melanoma?**  
N. Zimmer, S. Zimmer, E. Walter, S. Hahn, K. Jurk, S. Grabbe, A. Tuettenberg; Mainz
- P127 Pathogenicity of anti-desmoglein 3 IgA1 autoantibodies is Fc-dependent in IgA pemphigus**  
S. Emtenani, J. Johns, A. Recke, J. Langenhan, L. Komorowski, J. Hundt, T. Hashimoto, D. Zillikens, E. Schmidt, R. Ludwig, C. Hammers; Luebeck, Luebeck, Osaka, Philadelphia
- P128 GPR15L is upregulated in murine models of psoriasis in an IL-23-independent manner but its cognate receptor GPR15 does not regulate skin disease**  
T. Sezin, L. Kempen, L. Meyne, S. Mousavi, D. Zillikens, C. Sadik; Luebeck

- P129**      **The *Ornithodoros moubata* soft-tick-derived lipocalin Coversin abrogates skin inflammation in a murine model of pemphigoid diseases by sequestering complement factor C5 and leukotriene B4**  
 T. Sezin, S. Murthy, F. Halim, C. Attah, M. Seutter, M. Holtsche, C. Hammers, E. Schmidt, S. Mousavi, D. Zillikens, M. Nunn, C. Sadik; Luebeck, London
- P130**      **Effect of phosphodiesterase-4 inhibition on skin and mucosal lesions in experimental anti-laminin 332 mucous membrane pemphigoid**  
 S. Tofern, A. Faehnrich, S. Kuenzel, R. Ludwig, D. Zillikens, H. Busch, E. Schmidt; Luebeck, Ploen
- P131**      **Interaction of tight junction downregulation and staphylococci-dominated dysbiosis in the context of atopic dermatitis**  
 I. Hoelge, Y. Skabytska, Y. Amar, C. Traidl-Hoffmann, T. Biedermann; Munich, Augsburg
- P132**      **The C5a/C5aR1 axis is critically involved in the induction of auto-antibody response in Epidermolysis bullosa acquisita**  
 J. Tillmann, B. Kovacs, R. Ludwig, J. Koehl, C. Karsten; Luebeck, Cincinnati
- P133**      **Alterations in the cutaneous microbiome in the course of allogeneic hematopoietic stem cell transplantation**  
 N. Bayer, J. Strobl, L. Hammerl, A. Riva, V. Patra, D. Berry, G. Stary; Vienna, Graz
- P134**      **Transcriptional profiling reveals factors for long-term survival of skin-resident T cells in hematopoietic stem cell recipients**  
 J. Strobl, R. Pandey, N. Bayer, M. Mayrdorfer, B. Reininger, L. Kleissl, P. Kalhs, W. Rabitsch, C. Bock, G. Hopfinger, T. Krausgruber, G. Stary; Vienna
- P135**      **IL-9-producing T helper cells are a subpopulation of PPAR-gamma+ TH2 cells**  
 L. von Meyenn, C. Micoss, C. Adam, B. Homey, D. Simon, B. Snijder, M. Schmidt, C. Schlapbach; Bern, Wuerzburg, Duesseldorf, Zurich
- P136**      **Obesity drives chronicity of psoriatic skin inflammation**  
 Y. Skabytska, T. Biedermann; Munich
- P137**      **The G protein-coupled receptor GPR15 suppresses pemphigoid disease-like dermatitis**  
 T. Sezin, L. Jegodzinski, L. Meyne, S. Mousavi, Y. Gupta, R. Ludwig, D. Zillikens, C. Sadik; Luebeck
- P138**      **Environmental antigens may promote cross-activation of CD8+ T cells against melanocytes in psoriasis**  
 Y. Arakawa, S. Vural, A. Arakawa, S. Vollmer, R. Alharbi, M. He, A. Galinski, J. Prinz; Munich
- P139**      **Integrin  $\alpha$ E (CD103) regulates dermal Innate Lymphoid Cells Type 2 in Contact Hypersensitivity Reactions**  
 A. Bergmann, K. Honold, F. Heinemeier, M. Schoen, T. Buhl; Goettingen
- P140**      **ERAP1 regulates the risk for psoriasis through affecting immunogenicity of melanocytes and the psoriatic autoantigen ADAMTS-like protein 5**  
 A. Arakawa, S. Vollmer, Y. Arakawa, M. He, E. Reeves, E. James, J. Prinz; Munich, Southampton
- P141**      **Phenotypic and functional characterization of the cutaneous immune response on contact with sodium lauryl sulfate (SLS)**  
 F. Heinemeier, S. Schroeder, A. Bergmann, M. Schoen, T. Buhl; Goettingen

- P142**      **Gold Compound induces increased Treg frequencies in vitro and TGF $\beta$  expression in vivo**  
S. Haeberle, X. Cheng, R. Gama-Brambila, S. Ghaffory, A. Enk, S. Woelfl, E. Hadaschik; Heidelberg
- P143**      **A new approach towards the development of 3D skin models for Psoriasis**  
S. Singh, Y. Marquardt, R. Rimal, A. Nishiguchi, M. Akashi, M. Moeller, J. Baron; Aachen, Ibaraki, Osaka
- P144**      **Targeting heat shock protein 70 (Hsp70) in melanoma with functionalized theranostic superparamagnetic iron oxide nanoparticles**  
M. Shevtsov, B. Nikolaev, Y. Marchenko, L. Yakovleva, G. Multhoff, T. Biedermann, S. Kaesler; Munich, St. Petersburg
- P145**      **CRISPiTope: A Versatile Approach To Study How The Target Antigen Choice Influences Antigen-Specific T-cell Therapy**  
N. Glodde, M. Effern, J. Liebing, E. Bawden, D. van den Boorn-Konijnenberg, D. Hinze, J. Landsberg, T. Tueting, T. Gebhardt, M. Hoelzel; Bonn, Melbourne, Magdeburg
- P146**      **Tofacitinib downregulates antiviral immune defense in keratinocytes and reduces T cell activation**  
H. Hawerkamp, A. Domdey, L. Radau, P. Oláh, B. Homey, S. Meller; Duesseldorf, Pécs
- P147**      **Immunomodulation of Melanoma by Inhibition of Stearoyl-Coa Desaturase**  
J. Liebing, N. Glodde, M. Hoelzel; Bonn
- P148**      **Effects of environmental signaling in patients with STAT1/STAT3-dependent primary immunodeficiencies**  
R. Effner, J. Hiller, D. De Donato, B. Hagl, S. Eyerich, K. Eyerich, C. Schmidt-Weber, J. Buters, C. Traidl-Hoffmann, E. Renner; Augsburg, Munich
- P149**      **Type I IFN responsiveness of melanoma is cell state dependent and can be both harnessed and suppressed to enhance oncolytic virotherapy efficacy**  
J. Ruotsalainen, F. Rambow, A. Braun, K. Zamecnikova, J. Peters, D. Lopez-Ramos, S. Bonifatius, T. van der Sluis, N. Shridhar, S. Riesenberger, J. Reinhardt, E. Gaffal, M. Hoelzel, J. Marine, T. Tueting; Magdeburg, Leuven, Bonn
- P150**      **Environmental cues modulate neutrophil extracellular trap (NET) formation**  
G. Guenay, D. Meyer, E. Neubert, G. Kudryasheva, M. Schoen, F. Rehfeldt, S. Kruss, L. Erpenbeck; Goettingen
- P151**      **Compensation of IL-6 through an increase of NLRP3 and IL-1 in BMDCs and keratinocytes of IL-6 $^{-/-}$  mice**  
S. Reinknecht, M. Burian, R. Stach, N. Smatlik, M. Roecken, A. Yazdi; Tuebingen, Aachen
- P152**      **Selective targeting of JAK3 with new small molecular compounds**  
J. Holstein, M. Forster, S. Laufer, K. Ghoreschi; Tuebingen, Berlin
- P153**      **Near-infrared photoimmunotherapy as a new strategy to investigate inflammatory skin diseases**  
L. Freund, K. Schaeckel; Heidelberg
- P154**      **Antigen-specific tolerance induction in a mouse model of pemphigus vulgaris**  
C. Hudemann, R. Pollmann, M. Hertl, S. Fleischer, R. Eming; Marburg, Hamburg
- P155**      **Detection of low-frequent desmoglein 3-specific T and B cells in an HLA-transgenic mouse model of pemphigus vulgaris**  
C. Hudemann, R. Pollmann, M. Hertl, S. Fleischer, R. Eming; Marburg, Hamburg

## SCIENTIFIC PROGRAMME

- P156**      **Activation of the lymphocyte function associated antigen 1 (LFA-1) is critical for the stable adhesion and migration of slan+ monocytes recruited via CD16 by intracapillary immune complexes**  
H. Zhang, F. Olaru, K. Schaekel; Heidelberg
- P157**      **Dimethyl fumarate-induced IL-17low IFN-low IL-4+ Th cells protect mice from severe encephalomyelitis**  
J. Brueck, I. Glocova, J. Geisel, M. Roecken, K. Ghoreschi; Tuebingen
- P158**      **Identification of the mutation c.9886A>G, p.Lys330Glu in the plasminogen gene in a family from Northern Germany with hereditary angioedema**  
A. Recke, E. Massalme, U. Jappe, L. Steinmueller-Magin, J. Schmidt, Y. Hellenbroich, I. Huening, G. Gillessen-Kaesbach, D. Zillikens, K. Hartmann; Luebeck, Borstel, Singen
- P159**      **Restoration of anti-tumor T cell responses by restoration of skin dendritic cell numbers in a spontaneous melanoma mouse model.**  
N. Prokopi, C. Tripp, B. Tummers, K. Komenda, K. Hutter, G. Cappellano, L. Bellmann, M. Efremova, Z. Trajanoski, S. Chen, B. Clausen, D. Green, P. Stoitzner; Innsbruck, Memphis, Piscataway, Mainz
- P160**      **Identification and validation of novel immunoregulatory agents for the treatment of chronic inflammatory diseases**  
S. Frischbutter, M. Maurer, A. Hamann; Berlin
- P161**      **Foxo4 and AHR control a stress-induced immune-mediated host protection via secretion of IL-22**  
J. Thomas, M. Quaranta, L. Krause, A. Atenhan, J. Buters, C. Ohnmacht, R. de Jong, C. Schmidt-Weber, S. Eyerich; Munich, Oxford, Neuherberg
- P162**      **Slan+ monocytes produce Interleukin-8 to recruit NK cells and to induce a p21-dependent growth arrest in melanoma cells**  
F. Funck, J. Pahl, A. Cerwenka, K. Schaekel; Heidelberg, Mannheim
- P163**      **Laser-assisted skin immunisation to target dendritic cells in human skin**  
C. Tripp, L. Bellmann, K. Komenda, H. Voit, S. Schaffenrath, B. DelFrari, C. Muenz, N. Romani, P. Stoitzner; Innsbruck, Zurich
- P164**      **Long-term effects on follicular and non-follicular T cell subsets in B cell-depleted patients with pemphigus**  
F. Solimani, C. Baum, J. Holstein, R. Pollmann, W. Pfuetzner, K. Ghoreschi, C. Moebis; Marburg, Tuebingen, Berlin
- P165**      **Expression of the checkpoint receptors PD-1 and Tim-3 is increased in autoimmune blistering diseases**  
N. Ernst, A. Schulz, M. Friedrich, M. Kasperkiewicz, N. Gross, E. Schmidt, C. Sadik, D. Zillikens, K. Hartmann; Luebeck

## Infectious diseases

- P166**      **Fast and reliable diagnostics of fungal skin infections**  
K. Bieber, R. Ludwig, S. Staender, M. Cavalari, A. Fischer, B. Koehler, W. Anemuller, D. Zillikens, M. Harder; Luebeck
- P167**      **Is there a correlation between Trichophyton benhamiae genotype and virulence?**  
J. Hesse, A. Burmester, Y. Graeser, C. Kupsch, U. Hipler, C. Wiegand; Jena, Berlin

## SCIENTIFIC PROGRAMME

- P168 African four-toed hedgehogs or European hedgehogs can transmit *T. erinacei* infections**  
A. Burmester, D. Antonov, F. Seyfarth, U. Hipler, C. Wiegand; Jena, Erfurt
- P169 Cutaneous over-expression of RANKL leads to suppression of anti-microbial immune responses**  
K. Moganti, L. Klenner, T. Luger, K. Steinbrink, K. Loser; Muenster
- P170 DNA release upon treatment of *Enterococcus faecalis* biofilms with cold atmospheric plasma**  
F. Theinkom, L. Singer, F. Cieplik, S. Binder, H. Weilemann, M. Cantzler, K. Hiller, T. Maisch, J. Zimmermann; Regensburg, Garching
- P171 Assessment of in vivo ASC speck formation as a putative biomarker in human inflammatory diseases: first results on sepsis patients.**  
J. Cui, F. Ahmad, S. Oehrl, T. Brenner, F. Uhle, C. Nussag, C. Rupp, F. Funck, S. Meisel, K. Schaekel; Heidelberg
- P172 Presence of neutrophils in the skin enhances *S. aureus* colonization**  
K. Bitschar, L. Klink, J. Focken, S. Grunwald, B. Schitteck; Tuebingen

## Pharmacology

- P173 Identification of promising drug candidates for development of novel topical anti-inflammatory medicinal products applying a straightforward preclinical efficacy assessment strategy**  
M. Soeberdt, A. Kilic, C. Abels; Bielefeld
- P174 Influence of emulsions of different pH on skin barrier integrity**  
E. Proksch, S. Merker, S. Mueller-Roehr, C. Neumann, A. Kilic, C. Abels; Kiel, Bielefeld
- P175 Topical inflammasome inhibition - a novel treatment strategy for contact dermatitis**  
H. Bonnekoh, C. Vera, A. Abad-Perez, J. van Kries, M. Nazar, N. Mahnke, M. Maurer, J. Scheffel, K. Krause; Berlin
- P176 Common determinants of nanocarrier penetration and drug release: practical implications for dermatotherapy**  
A. Vogt, J. Frombach, F. Rancan, N. Doege, S. Hadam, U. Blume-Peytavi; Berlin

## Photobiology

- P177 UV radiation on scalp skin surface induces scalp hair follicle damage ex vivo, but can be alleviated by topical treatment with caffeine**  
J. Gherardini, J. Wegner, J. Chéret, S. Ghatak, J. Lehmann, M. Alam, F. Jimenez, W. Funk, M. Bohm, N. Botchkareva, C. Ward, R. Paus, M. Bertolini; Muenster, Las Palmas, Munich, Manchester, Miami
- P178 Biological effects of a conventional UVA1-light source and a LED-based UVA1 device prototype in the treatment of morphea in vitro and in vivo**  
S. Arndt, C. Lissner, P. Unger, G. Bollwein, W. Baeumler, S. Karrer; Regensburg

**P179 UVA and blue light induces formation of neutrophil extracellular traps (NETs)**  
K. Bach, E. Neubert, J. Busse, I. Bogeski, M. Schoen, S. Kruss, L. Erpenbeck; Goettingen

**P180 Ultraviolet (UV)-A irradiation induces long lasting changes in metabolism in non-malignant cells of normal human skin**  
I. Ivanova, M. Hartwig, A. Hartwig, A. Merl, S. Arndt, K. Renner Sattler, W. Gronwald, M. Kreutz, Y. Kamenisch, M. Berneburg; Regensburg

## Pruritus

**P181 Pruritus in inflammatory skin diseases - a brain issue?**  
A. Kilic, M. Soeberdt, C. Abels; Bielefeld

**P182 Sensitization of sensory, cutaneous nerve fibers in chronic pruritus.**  
K. Agelopoulos, M. Pereira, C. Zeidler, D. Segelcke, E. Pogatzki-Zahn, S. Staender; Muenster

**P183 Chronic pruritus in skin diseases - more common and more severe than we thought**  
T. Hawro, K. Przybylowicz, M. Spindler, M. Hawro, A. Ellrich, K. Weller, S. Altrichter, C. Nagl, M. Gorczyza, F. André, U. Reidel, E. Alarbeed, O. Alraboni, R. Sabat, M. Maurer, M. Metz; Berlin

**P184 Medical needs related to pruritus in Germany - a 2-year Google search engine analysis**  
B. Schuster, S. Ziehfrend, M. Rueth, U. Darsow, T. Biedermann, S. Staender, A. Zink; Munich, Muenster

**P185 Dichotomy of autoreactive peripheral blood T helper (Th)1/Th2 cell responses in elderly patients with pruritic disorders and bullous pemphigoid**  
M. Fehrest, F. Solimani, D. Didona, M. Goebel, S. Muehlenbein, M. Hertl, R. Pollmann; Marburg

## Tumor Biology

**P186 p53 is involved in basal and IFN-gamma induced PD-L1 expression in melanoma**  
A. Thiem, S. Hesbacher, H. Kneitz, T. di Primio, H. Hermanns, M. Goebeler, S. Meierjohann, R. Houben, D. Schrama; Wuerzburg

**P187 The role of the citrate homeostasis in melanoma pathogenesis**  
K. Drexler, B. Schwertner, M. Mycielska, E. Geissler, S. Haferkamp; Regensburg

**P188 Novel targeted treatment strategies for genetic melanoma subgroups**  
H. Niessner, T. Wagner, T. Amaral, F. Hilke, D. Westphal, A. Forschner, T. Eigentler, O. Riess, F. Meier, C. Garbe, T. Sinnberg; Tuebingen, Dresden

**P189 Lactate exchange promotes oxidative stress resistance and melanoma metastasis**  
A. Tasdogan, B. Faubert, V. Ramesh, R. DeBerardinis, S. Morrison; Dallas

- P190**      **The transmembrane proteins LRIG1 and LRIG2 differentially affect skin carcinogenesis**  
 C. Hoesl, J. Hundt, C. Posch, H. Kneitz, M. Goebeler, R. Wolf, M. Schneider, M. Dahlhoff; Munich, Luebeck, Vienna, Wuerzburg, Marburg
- P191**      **Hgf overexpression reveals spontaneous conditional activation of the BrafV600E allele for the development of melanoma in mice**  
 A. Braun, S. Bonifatius, M. Mengoni, T. Tueting, E. Gaffal; Magdeburg
- P192**      **Inhibition of the neural crest transcription factor SOX10 leads to cell cycle arrest and apoptosis in uveal melanoma cells**  
 A. Wessely, M. Heppt, C. Kammerbauer, C. Berking; Munich
- P193**      **A comprehensive view of splice variants and gene fusions in melanoma**  
 A. Hakobyan, S. Meierjohann, A. Arakelyan, G. Doose, H. Binder, M. Kunz; Yerevan, Wuerzburg, Leipzig
- P194**      **Elucidating the mechanism of action of domatinostat (4SC-202) in cutaneous T cell lymphoma cells**  
 D. Schrama, M. Wobser, M. Goebeler, R. Houben; Wuerzburg
- P195**      **Post-transcriptional regulation of Argonaute2 in malignant melanoma**  
 L. Linck-Paulus, D. Voeller, G. Meister, A. Bosserhoff; Erlangen, Regensburg
- P196**      **Secreted YB-1 - a novel tumour marker and functional player in melanoma progression**  
 C. Kosnopfel, T. Sinnberg, A. Muenchow, B. Sauer, B. Thakur, P. Mertens, C. Garbe, B. Schitteck; Tuebingen, Essen, Magdeburg
- P197**      **Use of single-cell transcriptome analyses to reveal new mechanisms of melanoma progression and treatment resistance**  
 H. Loeffler-Wirth, H. Binder, E. Willscher, U. Anderegg, C. Kosnopfel, B. Schitteck, M. Kunz; Leipzig, Tuebingen
- P198**      **Inhibition of RSK family members can effectively target malignant melanoma cells with MAPK pathway hyperactivation**  
 C. Kosnopfel, T. Sinnberg, H. Niessner, B. Sauer, E. Makino, A. Schmitt, S. Hailfinger, S. Dunn, C. Garbe, B. Schitteck; Tuebingen, Richmond, British Columbia
- P199**      **Increased permeability of tumor blood vessels is triggered by membrane attack complex activated neutrophils**  
 X. Liu, Y. Wang, A. Bauer, M. Kirschfink, C. Gorzelanny, S. Schneider; Mannheim, Hamburg, Heidelberg
- P200**      **The myelin protein PMP2 is regulated by SOX10 and drives melanoma cell invasion**  
 M. Heppt, S. Graf, A. Wessely, S. Krebs, C. Kammerbauer, E. Hornig, A. Strieder, H. Blum, A. Bosserhoff, C. Berking; Munich, Erlangen
- P201**      **Inhibition of DNA repair related protein RAD51 as a therapeutic strategy for the treatment of Metastatic Melanoma**  
 E. Makino, L. Zimmermann, C. Garbe, B. Schitteck; Tuebingen
- P202**      **PPAR-alpha suppresses lymphangiogenesis via VEGFR-1 and Neuropilin-2**  
 J. Kleemann, V. Koenig, I. Hrgovic, S. Kippenberger, R. Kaufmann, M. Meissner; Frankfurt, Giessen

## SCIENTIFIC PROGRAMME

- P203**      **Dimethylfumurate influences endothelial PDL-1 and PDL-2 expression in part via Stat-3 and IRF-1**  
M. Doll, J. Kleemann, R. Kaufmann, M. Meissner; Frankfurt
- P204**      **mir-129-5p: a potential therapeutic approach to overcome BRAFi resistance**  
K. Gebhardt, L. Nemetschke, C. Sunderkoetter, D. Gerloff; Halle (Saale)
- P205**      **Tumor derived exosomes alter macrophage function by delivery of microRNAs**  
D. Gerloff, J. Luetzkendorf, R. Moritz, T. Wersig, K. Maeder, L. Mueller, C. Sunderkoetter; Halle (Saale)
- P206**      **The role of LKB1 in the development and progression of malignant melanoma**  
B. Schwertner, K. Drexler, M. Krahn, S. Haferkamp; Regensburg, Muenster
- P207**      **Tasquinimod inhibits tumor growth in a humanized mouse melanoma model**  
J. Schupp, M. Voigt, N. Zimmer, M. Helm, A. Tuettenberg; Mainz
- P208**      **Senolysis is needed for the clearance of senescent tumor cells**  
K. Boehm, M. Roecken; Tuebingen
- P209**      **Preclinical development of salvage virotherapy to target immune-escaping melanomas with diminished Jak1 expression**  
J. Peters, K. Zamecnikova, S. Bonifatius, T. van der Sluis, N. Shridhar, E. Gaffal, T. Tuetting, J. Ruotsalainen; Magdeburg
- P210**      **Endothelial Notch signaling controls hepatic metastasis by adhesive, but not angiocrine mechanisms**  
S. Wohlfeil, V. Haefele, B. Dietsch, K. Schledzewski, M. Winkler, J. Zierow, T. Leibing, M. Mohammadi, J. Heineke, C. Sticht, V. Olsavszky, P. Koch, S. Goerdts, C. Géraud; Mannheim
- P211**      **Raising MAPK pathway inhibition to a new level using ERK inhibitor combinations**  
C. Kosnopfel, T. Sinnberg, C. Garbe, H. Niessner; Tuebingen
- P212**      **Glucocorticoid-induced suppression of UVB-mediated apoptosis in melanocytes**  
D. Hinze, M. Hoelzel; Bonn
- P213**      **Sulforaphane (SFN) - a dietary supplement for treatment of metastatic merkel cell carcinoma?**  
M. Jaeger, J. Kleemann, T. Hailemariam-Jahn, M. Doll, S. Kippenberger, R. Kaufmann, M. Meissner; Frankfurt
- P214**      **Intraperitoneal immunotherapy of melanoma ascites induces cancer cell senescence**  
E. Brenner, T. Wieder, C. Boss, M. Roecken; Tuebingen
- P215**      **RAB27A promotes melanoma cell invasion and metastasis via regulation of pro-invasive exosomes**  
D. Guo, G. Lui, J. Wilmott, S. Tikoo, D. Brown, G. Mann, R. Scolyer, J. Stow, W. Weninger, K. Beaumont, N. Haass; Sydney, Brisbane
- P216**      **Enforcing cellular stress promotes apoptotic and immunogenic responses in melanoma**  
S. Daignault, L. Spoerri, R. Ju, S. Stehbens, D. Hill, R. Dolcetti, N. Haass; Brisbane, Newcastle upon Tyne, Sydney



- P217**      **Microphthalmia-associated transcription factor regulates dynamic heterogeneity and structural integrity in melanoma**  
L. Spoerri, C. Tonnessen, K. Beaumont, D. Hill, R. Jurek, A. Smith, E. Scott, H. Schaidler, B. Gabrielli, W. Weninger, N. Haass; Brisbane, Sydney, Newcastle upon Tyne
- P218**      **Uncovering Microtubule-Driven Mechanisms of Melanoma Invasion**  
R. Ju, Y. Chhabra, N. Haass, S. Stehbens; Brisbane
- P219**      **miRNA nanoparticles for melanoma treatment in a murine melanoma model**  
L. Nobereit-Siegel, D. Hering, A. Aigner, M. Kunz; Leipzig
- P220**      **T-helper-1-cell-induced senescence stabilizes the differentiation and physiological function of neuroendocrine tumors**  
T. Wieder, E. Brenner, N. Simon, S. Weidemann, F. Ranta, S. Ullrich, B. Fehrenbacher, H. Braumueller, M. Roeken; Tuebingen
- P221**      **Generation of in vitro cellular dormancy models**  
E. Boehlert, B. Sauer, B. Schitteck; Tuebingen
- P222**      **Does cGAS/STING signaling in melanoma patients correlate with clinical response?**  
C. Toledo Stauner, M. Berneburg, S. Haferkamp; Regensburg
- P223**      **Pharmacologically active high-dose Vitamin C blocks Melanoma Cell Energy Metabolism and efficiently inhibits Tumor Growth in vitro and in vivo**  
T. Sinnberg, M. Burkard, H. Niessner, C. Leischner, S. Venturelli, C. Busch; Tuebingen
- P224**      **Prognostic relevance of interactions of H2A-deubiquitinase MYSM1 with BRAF/CREB- and WNT-MITF/c-MET modules in human melanoma**  
C. Wilms, C. Kroeger, C. Bruno, F. Mohr, I. Krikki, A. Hainzl, M. Gatzka; Ulm
- P225**      **Dissecting the impact of MEKi on BRAF wildtype melanoma cells**  
F. Pohlentz, T. van der Sluis, S. Bonifatius, N. Shridhar, J. Ruotsalainen, E. Gaffal, T. Tueting; Magdeburg

## Miscellaneous

- P226**      **Antibacterial efficacy of a nanosecond-driven cold plasma device against common wound pathogens in vitro**  
G. Daeschlein, F. Aly, A. Helmke, S. von Podewils, M. Juenger; Greifswald, Goettingen, Cairo
- P227**      **Hyaluronan/collagen hydrogels containing sulfated hyaluronan increase efficiency of HB-EGF during wound healing**  
S. Thoenes, S. Rother, T. Wippold, J. Blaskiewicz, K. Balamurugan, G. Ruiz-Gomez, S. Moeller, M. Schnabelrauch, D. Scharnweber, J. Rademann, A. Saalbach, M. Pisabarro, V. Hintze, U. Anderegg; Leipzig, Dresden, Berlin, Jena
- P228**      **Significantly reduced diversity and altered composition of the skin microbiome in peeling skin disease**  
G. Perazzolli, F. Valentin, C. Baumann, H. Wiegmann, U. Dobrindt, H. Traupe, K. Steinbrink, V. Oji, K. Loser; Muenster

- P229**      **The PPAR $\gamma$  modulator N-Acetyl-GED-0507-34-Levo (NAGED) is more effective in reversing experimentally- induced EMT than the PPAR $\gamma$  agonist Pioglitazone**  
 I. Piccini, J. ChÅ©ret, S. Ghatak, M. Alam, J. Hardman, F. Jimenez, R. Paus, C. Ward, M. Bertolini; Muenster, Las Palmas, Manchester, Miami
- P230**      **Tofacitinib impacts the polarization of human macrophages and the differentiation of human dendritic cells.**  
 B. Zhang, R. Stalder, N. Brembilla, W. Boehncke; Geneva
- P231**      **Chronic inflammation drives the mechano-transduction cascade in the epidermis.**  
 S. Uttarkar, J. Borowczyk-Michalowska, L. Senra, N. Brembilla, W. Boehncke; Geneva
- P232**      **Assessment of ammonia molecules leaving the skin surface by diffusion along with calcium ions rinsed from the skin surface in order to assess their relation in the upper stratum corneum layer**  
 T. Reuther, M. Stockstrom, M. Kerscher; Hamburg
- P233**      **Modulation of melanin biosynthesis by cold plasma derived reactive species**  
 S. Hasse, M. Mueller, T. von Woedtke; Greifswald, Greifswald
- P234**      **Measurement properties of patient-reported outcome measures (PROMs) for women with Genitourinary Syndrome of Menopause: a systematic review**  
 M. Gabes, H. Knuettel, C. Prinsen, C. Apfelbacher; Regensburg, Amsterdam
- P235**      **Evaluation of responsiveness and estimation of smallest detectable change (SDC) and minimal important change (MIC) scores for the Childhood Atopic Dermatitis Impact Scale**  
 M. Gabes, S. Chamlin, J. Lai, D. Cella, A. Mancini, C. Apfelbacher; Regensburg, Chicago
- P236**      **Whole exome sequencing reveals characteristic mutations in patients with Epidermolysis bullosa acquisita**  
 A. Faehnrich, S. Lemcke, K. Seeger, A. Kuenstner, S. Ibrahim, H. Busch; Luebeck
- P237**      **What happens to psoriasis patients under a controlled therapy in a real-life setting?**  
 S. Schagen, A. Bartenschlager, J. Melcher, D. Keidler, C. Cicero, A. Schwinn; Memmingen

## AUTHOR INDEX

### A

Abad-Perez, A. (Berlin) P107, P175 (OP02/03)  
 Abe, R. (Niigata) P122  
 Abels, C. (Bielefeld) P181, P173, P174  
 Ablinger, M. (Salzburg) P093  
 Abraham, S. (Dresden) P088  
 Adam, C. (Wuerzburg) P033, P135 (OP06/03)  
 Agelopoulos, K. (Muenster) P182  
 Aglas, L. (Salzburg) P006  
 Aguirre, J. (Munich) P001  
 Ahmad, F. (Heidelberg) P171  
 Ahn, R. (Los Angeles) P089  
 Aigner, A. (Leipzig) P219  
 Akashi, M. (Osaka) P143  
 Alam, M. (Las Palmas) P177, P229  
 Alarbeed, E. (Berlin) P183  
 Alase, A. (Leeds) P082  
 Alharbi, R. (Munich) P138 (OP03/01)  
 Alraboni, O. (Berlin) P183  
 Altmeynen, H. (Hamburg) P023  
 Altrichter, S. (Berlin) P004, P183  
 Alupej, M. C. (Ulm) P027, P036, P071 (OP06/04)  
 Aly, F. (Greifswald) P226  
 Amar, Y. (Munich) P013, P015, P131  
 Amaral, T. (Tuebingen) P188  
 Amisi, M. (Augsburg) P006  
 Anderegg, U. (Leipzig) P068, P197, P227  
 André, F. (Berlin) P183  
 Anemueller, W. (Luebeck) P166  
 Antonov, D. (Jena) P168  
 Aoki, R. (Munich) P075  
 Apfelbacher, C. J. (Regensburg) P086, P234, P235  
 Arakawa, A. (Munich) P112, P138 (OP03/01), P140  
 Arakawa, Y. (Munich) P138 (OP03/01), P140  
 Arakelyan, A. (Yerevan) P193  
 Arestova, Y. (Berlin) P124 (OP05/04)  
 Arndt, S. (Regensburg) P180, P178  
 Arold, S. T. (Thuwal) P017  
 Artuc, M. (Berlin) P016  
 Asmussen, A. (Bremen) P088  
 Atenhan, A. (Munich) P161  
 Athanasiou, I. (Freiburg) P059  
 Attah, C. (Luebeck) P108, P129  
 Aushev, M. (Newcastle) P093  
 Azab, W. (Berlin) P124 (OP05/04)

### B

Babina, M. (Berlin) P016  
 Bach, K. M. (Goettingen) P179  
 Baeumler, W. (Regensburg) P178  
 Bagci, I. S. (Munich) P075  
 Balamurugan, K. (Dresden) P227  
 Baris, O. (Angers) P076 (OP01/02)  
 Baron, J. M. (Aachen) P074, P143  
 Barroso Peña, A. (Muenster) P053  
 Basu, A. (Ulm) P071 (OP06/04)  
 Batra, R. (Neuherberg) P061  
 Bauer, A. T. (Hamburg) P199 (OP06/02)  
 Bauer, D. (Muenster) P104 (OP02/06)  
 Baum, C. (Marburg) P058, P164 (OP04/01)  
 Baumann, C. (Muenster) P228  
 Baumecker, L. (Kiel) P022  
 Baumjohann, D. (Munich) P099  
 Baurecht, H. (Kiel) P096 (OP03/06)  
 Bawden, E. (Melbourne) P145  
 Bayer, N. (Vienna) P133, P134 (OP06/06)  
 Beaumont, K. A. (Sydney) P215, P217  
 Beck, I. (Augsburg) P006  
 Beck, J. (Heidelberg) P063  
 Becker, D. (Mainz) P009  
 Begré, N. (Bern) P092  
 Behnen, M. (Luebeck) P110  
 Beissert, S. (Dresden) P088  
 Bell, M. (Andernach) P088  
 Bellinghausen, I. (Mainz) P003 (OP01/03), P005  
 Bellmann, L. (Innsbruck) P159, P163  
 Bender, A. (Marburg) P020  
 Berekmeri, A. (Leeds) P082  
 Berezhnoi, A. (Munich) P001  
 Bergmann, A. (Goettingen) P139 (OP06/05), P141  
 Berking, C. (Munich) P112, P192, P200 (OP03/04)  
 Berneburg, M. (Regensburg) P180, P222  
 Bernhardt, T. (Rostock) P077  
 Berry, D. (Vienna) P133  
 Berthold, M. (Wuerzburg) P118  
 Bertolini, M. (Muenster) P053, P177, P229  
 Beyersdorf, N. (Wuerzburg) P019 (OP04/04)  
 Bezold, S. (Augsburg) P006  
 Bhattacharyya, M. (Augsburg) P060, P062

Bieber, K. (Luebeck) P021, P110, P166  
 Bieber, T. (Bonn) P088, P125  
 Biedermann, T. (Munich) P001, P012, P013, P015, P061, P065 (OP05/02), P079, P087, P099, P111, P131, P136, P144 (OP04/03), P184  
 Biesemeier, A. (Tuebingen) P040  
 Bilska, B. (Krakow) P069  
 Binder, H. (Leipzig) P193, P197  
 Binder, S. (Garching) P170  
 Bitschar, K. (Tuebingen) P172  
 Blaskiewicz, J. (Berlin) P227  
 Bleuel, R. (Munich) P015  
 Blum, H. (Munich) P070 (OP04/02), P200 (OP03/04)  
 Blume-Peytavi, U. (Berlin) P176  
 Bock, C. (Vienna) P134 (OP06/06)  
 Boeckmann, L. (Rostock) P077, P094  
 Boehlert, E. (Tuebingen) P221  
 Boehm, K. (Tuebingen) P208  
 Boehm, M. (Muenster) P067, P069, P072  
 Boehncke, W. (Geneva) P046 (OP03/05), P048, P230  
 Boehner, A. (Munich) P065 (OP05/02), P087  
 Bogeski, I. (Goettingen) P179  
 Bohm, M. (Muenster) P177  
 Boix, J. (Cologne) P030, P076 (OP01/02)  
 Bolbos, A. (Mannheim) P083  
 Bollwein, G. (Regensburg) P178  
 Bonifatius, S. (Magdeburg) P113, P149, P191 (OP02/02), P209, P225  
 Bonnekoh, H. (Berlin) P175 (OP02/03)  
 Borchard, T. (Goettingen) P077  
 Borowczyk-Michalowska, J. (Geneva) P046 (OP03/05), P048, P231  
 Borradori, L. (Bern) P092  
 Boss, C. (Tuebingen) P214  
 Bosserhoff, A. K. (Erlangen) P195, P200 (OP03/04)  
 Botchkareva, N. (Muenster) P177  
 Bounas-Pyrras, N. (Augsburg) P006  
 Braumueller, H. (Tuebingen) P220 (OP02/05)  
 Braun, A. (Goettingen) P014 (OP05/03)  
 Braun, A. (Magdeburg) P149, P191 (OP02/02)  
 Braun, S. A. (Duesseldorf) P017

## AUTHOR INDEX

- Brembilla, N. C. (Geneva) P046 (OP03/05), P048, P230, P231  
 Brenner, E. (Tuebingen) P214, P220 (OP02/05)  
 Brenner, T. (Heidelberg) P171  
 Brinker, T. J. (Heidelberg) P090  
 Brown, A. (Ulm) P071 (OP06/04)  
 Brown, D. L. (Sydney) P215  
 Bruckner-Tuderman, L. (Freiburg) P059  
 Brueck, J. (Tuebingen) P157  
 Brueggen, M. (Zurich) P100  
 Bruno, C. (Ulm) P224  
 Buerger, C. (Frankfurt) P025, P026, P041, P048  
 Buhl, T. (Goettingen) P014 (OP05/03), P139 (OP06/05), P141  
 Burian, M. S. (Tuebingen) P151  
 Burkard, M. (Tuebingen) P223  
 Burmester, A. (Jena) P167, P168  
 Burmester, I. A. (Luebeck) P119  
 Busch, C. (Tuebingen) P223  
 Busch, H. (Luebeck) P073, P097, P109 (OP05/01), P130 (OP06/01), P236  
 Busse, J. (Goettingen) P179  
 Buters, J. (Munich) P148, P161  
 Bønnelykke, K. (Copenhagen) P096 (OP03/06)
- C**
- Cabral-Marques, O. (Luebeck) P109 (OP05/01)  
 Cantzler, M. (Garching) P170  
 Cappellano, G. (Innsbruck) P159  
 Cavalari, M. (Luebeck) P166  
 Cella, D. (Chicago) P235  
 Cerwenka, A. (Mannheim) P162 (OP03/02)  
 Chaker, A. (Munich) P006  
 Chamlin, S. L. (Chicago) P235  
 Chao, Y. (Munich) P099  
 Chen, S. (Piscataway) P159  
 Cheng, X. (Heidelberg) P142 (OP04/06)  
 Chéret, J. (Muenster) P053, P177, P229  
 Chhabra, Y. (Brisbane) P218 (OP05/05)  
 Christ, S. (Munich) P024 (OP03/03)  
 Christou, D. (Berlin) P080 (OP02/04), P081  
 Chung, W. (Taipei and Linkou) P122  
 Cieplik, F. (Regensburg) P170  
 Clarysse, K. (Brussels) P074  
 Clausen, B. E. (Mainz) P159
- Conrad, C. (Lausanne) P046 (OP03/05)  
 Contassot, E. (Zurich) P122  
 Correa Gallegos, D. (Munich) P024 (OP03/03)  
 Cosgarea, I. (Essen) P090  
 Crowley, J. J. (Bakerstfield) P051  
 Cui, J. (Heidelberg) P171
- D**
- Daeschlein, G. (Greifswald) P226  
 Dahlhoff, M. (Munich) P070 (OP04/02), P071 (OP06/04), P190  
 Daignault, S. M. (Brisbane) P216  
 Damialis, A. (Augsburg) P006, P010  
 Dand, N. (London) P096 (OP03/06)  
 Darsow, U. (Munich) P001, P184  
 Datsi, A. (Duesseldorf) P047, P017  
 de Castro Kroner, J. (Cologne) P121  
 De Donato, D. (Augsburg) P148  
 de Jong, R. (Munich) P161  
 De Tomassi, A. (Augsburg) P060  
 DeBerardinis, R. (Dallas) P189  
 DelFrari, B. (Innsbruck) P163  
 Denison, M. S. (Davis) P017  
 di Primio, T. (Wuerzburg) P186  
 Didona, D. (Marburg) P054, P120, P185  
 Diehl, K. (Mannheim) P084, P085  
 Diehl, S. (Frankfurt) P025, P041  
 Dieter, K. (Heidelberg) P063  
 Dieterich, A. (Luebeck) P097  
 Dietsch, B. (Mannheim) P210  
 Dmitriev, A. (Frankfurt) P025  
 Dobler, D. (Giessen) P002  
 Dobrindt, U. (Muenster) P228  
 Doecker, D. (Tuebingen) P057  
 Doege, N. (Berlin) P176  
 Doerrie, J. (Erlangen) P117  
 Dolcetti, R. (Brisbane) P216  
 Doll, M. (Frankfurt) P203, P213  
 Domdey, A. (Duesseldorf) P146  
 Donakonda, S. (Munich) P099  
 Doose, G. (Leipzig) P193  
 Drewitz, K. P. (Regensburg) P086  
 Drexler, K. (Regensburg) P187, P206  
 Dunn, S. E. (Richmond, British Columbia) P198
- E**
- Eckhart, L. (Vienna) P031, P032  
 Effendy, I. (Bielefeld) P088  
 Effner, M. (Bonn) P145
- Effner, R. (Augsburg) P148  
 Efremova, M. (Innsbruck) P159  
 Ehrchen, J. (Muenster) P102  
 Ehrlich, F. (Vienna) P032  
 Eigentler, T. (Tuebingen) P056, P057, P188  
 Eleftheriadis, G. (Luebeck) P109 (OP05/01)  
 Ellinghaus, D. (Kiel) P096 (OP03/06)  
 Ellrich, A. (Berlin) P183  
 Eming, R. (Marburg) P120, P154 (OP01/04), P155  
 Eming, S. A. (Cologne) P030  
 Emmert, H. (Kiel) P096 (OP03/06)  
 Emmert, S. (Rostock) P077, P094  
 Emtenani, S. (Luebeck) P127  
 Endres, S. (Wuerzburg) P063  
 Engel, K. (Dresden) P055 (OP02/01)  
 Enk, A. (Heidelberg) P142 (OP04/06)  
 Ernst, N. (Luebeck) P021, P165  
 Erpenbeck, L. (Goettingen) P150, P179  
 Ertongur-Fauth, T. (Zwingenberg) P026  
 Essand, M. (Uppsala) P113  
 Esterlechner, J. (Heidelberg) P063  
 Euler, T. (Frankfurt) P038  
 Evers, B. (Munich) P111  
 Eyerich, K. (Munich) P001, P061, P065 (OP05/02), P079, P148  
 Eyerich, S. (Munich) P061, P079, P148, P161
- F**
- Fabri, M. (Cologne) P121  
 Faehnrich, A. (Luebeck) P130 (OP06/01), P236  
 Fallon, P. G. (Dublin) P046 (OP03/05)  
 Fang, F. (Suzhou) P007  
 Farid, Y. (Kiel) P028  
 Faubert, B. (Dallas) P189  
 Favre, B. (Bern) P092  
 Fehrenbacher, B. (Tuebingen) P220 (OP02/05)  
 Fehrest, M. (Marburg) P185  
 Feldmeyer, L. (Bern) P122  
 Fell, I. (Bad Soden) P088  
 Feoktistova, M. (Aachen) P037  
 Ferrara, F. (Kannapolis) P042  
 Ferreira, F. (Salzburg) P006  
 Ferreira, F. (Ulm) P029  
 Ferreirós, N. (Frankfurt) P108  
 Fetter, T. (Bonn) P125  
 Fischer, A. (Luebeck) P166

## AUTHOR INDEX

Flack, M. (Ridgefield) P051  
 Focken, J. (Tuebingen) P172  
 Foesel, B. (Neuherberg) P015  
 Forschner, A. (Tuebingen) P056, P057, P188  
 Forster, M. (Tuebingen) P152  
 Frank, M. H. (Boston) P063  
 Frank, N. (Boston) P063  
 Franke, A. (Kiel) P096 (OP03/06), P097  
 Franke, K. (Berlin) P016  
 Franklin, C. (Cologne) P116 (OP04/05)  
 Franz, S. (Leipzig) P068  
 Freitag, M. (Luebeck) P097  
 French, L. (Zurich) P100, P122  
 Freund, L. (Heidelberg) P153  
 Friedrich, M. (Luebeck) P165  
 Fries, F. (Goettingen) P014 (OP05/03)  
 Frings, V. G. (Wuerzburg) P033  
 Frischbutter, S. (Berlin) P107, P160  
 Froehlich, T. (Munich) P070 (OP04/02)  
 Frombach, J. (Berlin) P176  
 Funck, F. (Heidelberg) P162 (OP03/02), P171  
 Funk, W. (Munich) P177

### G

Gabes, M. (Regensburg) P234, P235  
 Gabrielli, B. (Brisbane) P217  
 Gaffal, E. (Magdeburg) P225, P113, P114 (OP01/05), P149, P191 (OP02/02), P209  
 Galinski, A. (Munich) P112, P138 (OP03/01)  
 Gama-Brambila, R. (Heidelberg) P142 (OP04/06)  
 Ganss, C. G. (Heidelberg) P063  
 Garbe, C. (Tuebingen) P040, P056, P057, P188, P196, P198, P201, P211  
 Gassenmaier, M. (Tuebingen) P057  
 Gatzka, M. (Ulm) P224  
 Gebhardt, K. (Halle (Saale)) P204  
 Gebhardt, T. (Melbourne) P145  
 Geisel, J. (Tuebingen) P157  
 Geisler, A. (Innsbruck) P018  
 Geissler, E. (Regensburg) P187  
 Geisslinger, G. (Frankfurt) P108  
 Géraud, C. (Mannheim) P210  
 Gerber, P. A. (Duesseldorf) P017  
 Gerdes, S. (Kiel) P028  
 Gerlach, B. (Dresden) P088

Gerloff, D. (Halle (Saale)) P204, P205  
 German AIBD Study Group, . (Luebeck) P097  
 Gerstenberg, H. (Munich) P099, P099  
 Ghaffory, S. (Heidelberg) P142 (OP04/06)  
 Ghatak, S. (Muenster) P177, P229  
 Gherardini, J. (Muenster) P177  
 Ghislain, P. (Brussels) P052  
 Ghoreschi, K. (Tuebingen) P058, P152, P157, P164 (OP04/01)  
 Gilles, S. (Augsburg) P006, P062  
 Gilles-Stein, S. (Augsburg) P010  
 Gillessen-Kaesbach, G. (Luebeck) P158  
 Glaeser, R. (Kiel) P028, P034  
 Glatthaar, G. (Tuebingen) P057  
 Glatzel, M. (Hamburg) P023  
 Glocova, I. (Tuebingen) P157  
 Glodde, N. (Bonn) P145, P147  
 Goebel, M. (Marburg) P185  
 Goebeler, M. (Wuerzburg) P019 (OP04/04), P033, P116 (OP04/05), P186, P190, P194  
 Goekkaya, M. (Augsburg) P006  
 Goerdts, S. (Mannheim) P210  
 Goerig, T. (Mannheim) P084, P085  
 Golabi, B. (Vienna) P042  
 Gonnelli, E. (Muenster) P104 (OP02/06)  
 Gooderham, M. (Ontario) P051  
 Gorczyza, M. (Berlin) P183  
 Gorzelanny, C. (Hamburg) P199 (OP06/02)  
 Gossens, A. (Muenster) P103  
 Grabbe, S. (Mainz) P126 (OP05/06)  
 Graeser, Y. (Berlin) P167  
 Graf, E. (Neuherberg) P015  
 Graf, S. (Munich) P200 (OP03/04)  
 Graulich, E. (Mainz) P005  
 Green, D. R. (Memphis) P159  
 Griewank, K. G. (Essen) P090  
 Groeber-Becker, F. K. (Wuerzburg) P033  
 Gronwald, W. (Regensburg) P180  
 Gross, N. (Luebeck) P021, P165  
 Gruber, F. (Vienna) P042  
 Gruber, R. (Vienna) P031  
 Grunwald, S. (Tuebingen) P172  
 Gschnell, M. (Marburg) P020  
 Gschwandtner, M. (Vienna) P042  
 Gu, Y. (Chicago) P050, P051, P052

Gualtieri, B. (Marburg) P045  
 Guel, T. F. (Bonn) P125  
 Guenay, G. (Goettingen) P150  
 Guenther, C. (Dresden) P055 (OP02/01), P095  
 Guhl, S. (Berlin) P016  
 Guo, D. (Sydney) P215  
 Gupta, Y. (Luebeck) P137  
 Gutermuth, J. (Brussels) P074

### H

Haarmann-Stemmann, T. (Duesseldorf) P017  
 Haass, N. (Brisbane) P216, P217, P218 (OP05/05)  
 Haass, N. (Sydney) P215  
 Hadam, S. (Berlin) P176  
 Hadaschik, E. (Heidelberg) P142 (OP04/06)  
 Haeberle, S. (Heidelberg) P142 (OP04/06)  
 Haefele, V. (Mannheim) P210  
 Haering, F. (Augsburg) P006, P010  
 Haferkamp, S. (Regensburg) P187, P206, P222  
 Hagl, B. (Augsburg) P148  
 Hahn, S. A. (Mainz) P126 (OP05/06)  
 Hailemariam-Jahn, T. (Frankfurt) P213  
 Hailfinger, S. (Tuebingen) P198  
 Hainzl, A. (Ulm) P224  
 Hainzl, S. (Salzburg) P093  
 Hakobyan, A. (Yerevan) P193  
 Halim, F. (Luebeck) P129  
 Hamann, A. (Berlin) P160  
 Hammel, G. (Augsburg) P006, P060  
 Hammerl, L. (Vienna) P133  
 Hammers, C. M. (Luebeck) P097, P119, P127, P129  
 Handrick, C. (Berlin) P088  
 Harder, I. (Kiel) P088  
 Harder, J. (Kiel) P028, P034  
 Harder, M. (Luebeck) P166  
 Hardman, J. (Manchester) P229  
 Hartmann, D. (Munich) P075  
 Hartmann, K. (Luebeck) P021, P158, P165  
 Hartwig, A. (Regensburg) P180  
 Hartwig, M. (Regensburg) P180  
 Haschemi, A. (Vienna) P042  
 Hashimoto, T. (Osaka) P127  
 Hasse, S. (Greifswald) P233  
 Hassinger, F. (Heidelberg) P063  
 Haub, J. (Mainz) P101  
 Haufe, E. (Dresden) P088

## AUTHOR INDEX

- Hawerkamp, H. C. (Duesseldorf) P017, P146  
Hawro, M. (Berlin) P183  
Hawro, T. (Berlin) P183  
He, M. (Munich) P138 (OP03/01), P140  
Hecht, J. (Barcelona) P080 (OP02/04)  
Heid, I. M. (Regensburg) P086  
Heiligenhaus, A. (Muenster) P104 (OP02/06)  
Heineke, J. (Mannheim) P210  
Heinemeier, F. (Goettingen) P139 (OP06/05), P141  
Hellenbroich, Y. (Luebeck) P158  
Helm, M. (Mainz) P207  
Helmke, A. (Goettingen) P226  
Heppt, M. V. (Munich) P112, P192, P200 (OP03/04)  
Heratizadeh, A. (Hannover) P088  
Herbert, D. (Leipzig) P068  
Hering, D. (Leipzig) P219  
Hermanns, H. (Wuerzburg) P186  
Herrmann, M. (Innsbruck) P018  
Herter-Kermann, T. (Erlangen) P043  
Hertl, M. (Marburg) P045, P120, P154 (OP01/04), P155, P185  
Hesbacher, S. (Wuerzburg) P186  
Hesse, J. (Jena) P167  
Heufler, C. (Innsbruck) P018  
Heusinger, J. (Erlangen) P043  
Hildebrandt, G. (Rostock) P077  
Hilgers, M. (Aachen) P088  
Hilke, F. J. (Tuebingen) P188  
Hill, D. S. (Newcastle upon Tyne) P216  
Hill, D. S. (Sydney) P217  
Hiller, J. (Augsburg) P148  
Hiller, K. (Regensburg) P170  
Hindelang, B. (Munich) P001  
Hinrichs, H. (Kiel) P028, P034  
Hintze, V. (Dresden) P227  
Hinze, D. (Bonn) P145, P212  
Hipler, U. (Jena) P167, P168  
Hirose, M. (Luebeck) P097  
Hoelge, I. M. (Munich) P013, P131  
Hoelzel, M. (Bonn) P145, P147, P149, P212  
Hoesl, C. (Munich) P070 (OP04/02), P190  
Hoetzenecker, W. (Linz) P078  
Holstein, J. (Tuebingen) P058, P152  
Holtsche, M. M. (Luebeck) P073, P097, P129  
Holzwarth, B. (Mannheim) P083  
Homey, B. (Duesseldorf) P017, P047, P088, P135 (OP06/03), P146  
Homuth, G. (Greifswald) P096 (OP03/06)  
Honold, K. (Goettingen) P139 (OP06/05)  
Hopfinger, G. (Vienna) P134 (OP06/06)  
Horn, S. (Essen) P116 (OP04/05)  
Hornig, E. (Munich) P200 (OP03/04)  
Horváth, O. (Munich) P097  
Hosp, C. (Wuerzburg) P019 (OP04/04)  
Houben, R. (Wuerzburg) P186, P194  
Hrgovic, I. (Frankfurt) P202  
Hudemann, C. (Marburg) P154 (OP01/04), P155  
Huelpuesch, C. (Augsburg) P010, P060, P062  
Huening, I. (Luebeck) P158  
Hundt, J. E. (Luebeck) P119, P127, P190  
Huth, L. (Aachen) P074  
Hutter, K. (Innsbruck) P159
- I**  
Iben, S. (Ulm) P027, P036  
Ibrahim, S. (Luebeck) P097, P098, P236  
Ivanova, I. (Regensburg) P180  
Izumi, K. (Sapporo) P059
- J**  
Jaeger, M. (Frankfurt) P039, P213  
Jankovic, D. (Zurich) P122  
Jansen, P. (Essen) P090  
Jappe, U. (Borstel) P158  
Jegodzinski, L. (Luebeck) P137  
Ji, J. (Suzhou) P007  
Jiang, D. (Munich) P024 (OP03/03)  
Jiao, Q. (Suzhou) P007  
Jimenez, F. (Las Palmas) P177, P229  
Johns, J. (Luebeck) P127  
Ju, R. J. (Brisbane) P216, P218 (OP05/05)  
Juenger, M. (Greifswald) P226  
Juerchott, K. (Berlin) P080 (OP02/04)  
Jurek, R. J. (Sydney) P217  
Jurk, K. (Mainz) P126 (OP05/06)
- K**  
Kadel, P. (Mannheim) P083  
Kaesler, S. (Munich) P144 (OP04/03)  
Kahlert, K. (Wuerzburg) P063  
Kalgudde Gopal, S. (Munich) P024 (OP03/03)  
Kalhs, P. (Vienna) P134 (OP06/06)  
Kamenisch, Y. (Regensburg) P180  
Kammerbauer, C. (Munich) P192, P200 (OP03/04)  
Karrer, S. (Regensburg) P178  
Karsten, C. (Luebeck) P132 (OP01/01)  
Kasper, M. (Muenster) P104 (OP02/06)  
Kasperkiewicz, M. (Luebeck) P165  
Kasprick, A. (Luebeck) P110, P119  
Kastenmueller, W. (Wuerzburg) P113  
Kaufmann, R. (Frankfurt) P038, P039, P041, P202, P203, P213  
Kavanagh, R. D. (Dublin) P046 (OP03/05)  
Kellermann, S. (Duesseldorf) P047  
Kempen, L. (Luebeck) P128  
Kemper, B. (Muenster) P053  
Kerdel, F. (Miami) P052  
Kern, J. S. (Freiburg) P059  
Kerscher, M. (Hamburg) P232  
Kerstan, A. (Wuerzburg) P019 (OP04/04), P063  
Khalid, F. (Ulm) P027, P036  
Kilic, A. (Bielefeld) P173, P174, P181  
Kimeswenger, S. (Linz) P078  
Kippenberger, S. (Frankfurt) P038, P039, P202, P213  
Kiprof, H. (Vienna) P100  
Kiritsi, D. (Freiburg) P059  
Kirschfink, M. (Heidelberg) P199 (OP06/02)  
Kiselman, C. (Giessen) P002  
Kislat, A. (Duesseldorf) P017  
Klambauer, G. (Linz) P078  
Klauegger, A. (Salzburg) P093  
Klaver, D. (Innsbruck) P018  
Kleemann, J. (Frankfurt) P039, P202, P203, P213  
Klein, B. (Dresden) P095  
Klein, O. (Berlin) P080 (OP02/04)  
Kleinheinz, A. (Buxtehude) P088  
Kleissl, L. (Vienna) P134 (OP06/06)  
Klenner, L. (Muenster) P169  
Kleszczynski, K. (Muenster) P069  
Klink, L. (Tuebingen) P172

## AUTHOR INDEX

- Klumpp, B. (Tuebingen) P056  
 Kluth, M. A. (Heidelberg) P063  
 Kluwig, D. (Aachen) P074  
 Kneitz, H. (Wuerzburg) P186, P190  
 Knoke, K. (Cologne) P121  
 Knolle, P. (Munich) P099, P111  
 Knox, S. (Munich) P013  
 Knuettel, H. (Regensburg) P234  
 Koch, P. (Mannheim) P210  
 Kocher, T. (Salzburg) P093  
 Koeberle, M. (Munich) P013, P015  
 Koehl, J. (Luebeck) P021, P132 (OP01/01)  
 Koehler, B. (Luebeck) P166  
 Koenig, A. (Frankfurt) P025  
 Koenig, S. (Muenster) P072  
 Koenig, V. (Frankfurt) P202  
 Kofler, L. (Tuebingen) P057  
 Kokolakis, G. (Berlin) P066, P080 (OP02/04), P081  
 Koller, U. (Salzburg) P093  
 Komenda, K. (Innsbruck) P159, P163  
 Komorowski, L. (Luebeck) P127  
 Kopfnagel, V. (Hannover) P034  
 Kortekaas Krohn, I. (Brussels) P074  
 Kosnopfel, C. (Tuebingen) P196, P197, P198, P211  
 Koszik, F. (Vienna) P100  
 Kovacs, B. (Luebeck) P132 (OP01/01)  
 Kraft, K. (Heidelberg) P063  
 Krahn, M. (Muenster) P206  
 Krammer, S. (Munich) P075  
 Kranz, S. (Wuerzburg) P019 (OP04/04)  
 Krause, K. (Berlin) P107, P175 (OP02/03)  
 Krause, L. (Neuherberg) P161  
 Krausgruber, T. (Vienna) P134 (OP06/06)  
 Krebs, S. (Munich) P070 (OP04/02), P200 (OP03/04)  
 Kremslehner, C. (Vienna) P042  
 Kreutz, M. (Regensburg) P180  
 Krikki, I. (Ulm) P071 (OP06/04), P224  
 Krochmann, J. (Tuebingen) P057  
 Kroeger, C. (Ulm) P224  
 Krueger, U. (Berlin) P080 (OP02/04)  
 Kruger, J. G. (New Yorck) P051  
 Kruse, B. (Magdeburg) P113, P114 (OP01/05)  
 Kruss, S. (Goettingen) P150, P179  
 Krutmann, J. (Duesseldorf) P017  
 Kudryasheva, G. (Goettingen) P150  
 Kuenstner, A. (Luebeck) P073, P097, P109 (OP05/01), P236  
 Kuenzel, S. (Ploen) P130 (OP06/01)  
 Kunz, M. (Leipzig) P193, P197, P219  
 Kupas, V. (Muenster) P104 (OP02/06)  
 Kupsch, C. (Berlin) P167  
 Kurschus, F. C. (Mainz) P044
- L**
- Lachner, J. (Vienna) P042  
 Lackner, N. (Salzburg) P093  
 Lacouture, M. E. (New York) P017  
 Laggner, M. (Vienna) P032  
 Lagkouvardos, I. (Freising) P015  
 Lai, J. (Chicago) P235  
 Lambert, J. (Gent) P050  
 Landsberg, J. (Bonn) P145  
 Lang, G. (Linz) P078  
 Lang, V. (Frankfurt) P025, P026, P041, P048  
 Langenhan, J. (Luebeck) P127  
 Laskay, T. (Luebeck) P110  
 Laudes, M. (Kiel) P022  
 Laufer, S. (Tuebingen) P152  
 Lauffer, F. (Munich) P065 (OP05/02)  
 Lebwohl, M. (New Yorck) P052  
 Lee, Y. A. (Berlin) P095, P096 (OP03/06)  
 Lee-Kirsch, M. A. (Dresden) P055 (OP02/01), P095  
 Lehmann, J. (Muenster) P053, P177  
 Lehmann, J. (Rostock) P094  
 Leibing, T. (Mannheim) P210  
 Leischner, C. (Tuebingen) P223  
 Leiter, U. (Tuebingen) P056, P057  
 Lemcke, S. (Luebeck) P236  
 Lenders, M. (Tuebingen) P056  
 Lettner, T. (Salzburg) P093  
 Li, N. (Zurich) P100  
 Liao, W. (San Francisco) P089  
 Lieb, W. (Kiel) P096 (OP03/06)  
 Liebing, J. (Bonn) P145, P147  
 Linck-Paulus, L. (Erlangen) P195  
 Linsenmeier, L. (Hamburg) P023  
 Lissner, C. (Regensburg) P178  
 Liu, C. (Suzhou) P007  
 Liu, J. (Munich) P024 (OP03/03)  
 Liu, X. (Mannheim) P199 (OP06/02)  
 Livingstone, E. (Essen) P090  
 Loeffler-Wirth, H. (Leipzig) P197  
 Logenthiran, L. (Marburg) P020  
 Lopez-Ramos, D. (Magdeburg) P149  
 Lorenz, N. (Mainz) P008, P101  
 Lorenz, V. N. (Goettingen) P035  
 Loser, K. (Muenster) P103, P104 (OP02/06), P169, P228  
 Ludewigt, M. S. (Kiel) P023  
 Ludwig, R. J. (Luebeck) P110, P119, P127, P130 (OP06/01), P132 (OP01/01), P137, P166  
 Luescher, B. (Aachen) P074  
 Lueth, A. (Dresden) P055 (OP02/01)  
 Luetzkendorf, J. (Halle (Saale)) P205  
 Luger, T. A. (Muenster) P067, P169  
 Lui, G. Y. (Sydney) P215  
 Luo, Y. (Berlin) P007  
 Lupperger, V. (Munich) P024 (OP03/03)  
 Lynde, C. (Markham) P052
- M**
- Macleod, T. (Leeds) P082  
 Maeder, K. (Halle (Saale)) P205  
 Maerz, J. (Erlangen) P117  
 Magerl, M. (Berlin) P011  
 Maglie, R. (Marburg) P054  
 Mahnke, N. A. (Berlin) P107, P175 (OP02/03)  
 Maisch, T. (Regensburg) P170  
 Maity, P. (Ulm) P027, P029, P036, P071 (OP06/04)  
 Makarov, R. (Aachen) P037  
 Makino, E. (Tuebingen) P198, P201  
 Makrantonaki, E. (Ulm) P071 (OP06/04)  
 Mancini, A. J. (Chicago) P235  
 Mann, G. J. (Sydney) P215  
 March, O. P. (Salzburg) P093  
 Marchenko, Y. (St. Petersburg) P144 (OP04/03)  
 Marine, J. (Leuven) P149  
 Marquardt, Y. (Aachen) P074, P143  
 Marr, C. (Munich) P024 (OP03/03)  
 Martens, M. C. (Rostock) P094  
 Massalme, E. G. (Luebeck) P158  
 Matthias, J. (Munich) P099  
 Maul, J. (Munich) P099  
 Maurer, M. (Berlin) P004, P007, P011, P107, P124 (OP05/04), P160, P175

## AUTHOR INDEX

- (OP02/03), P183  
 Maxeiner, J. (Mainz) P003  
 (OP01/03)  
 Mayer, G. (Bonn) P125  
 Mayer-Hain, S. (Muenster) P102  
 Mayr, C. H. (Munich) P024  
 (OP03/03)  
 Mayrdorfer, M. (Vienna) P134  
 (OP06/06)  
 Meier, B. (Zurich) P122  
 Meier, F. (Dresden) P188  
 Meierjohann, S. (Wuerzburg)  
 P186, P193  
 Meinl, H. (Munich) P099  
 Meisel, S. (Heidelberg) P171  
 Meiss, F. (Freiburg) P059  
 Meissner, M. (Frankfurt) P038,  
 P202, P203, P213  
 Meister, G. (Regensburg) P195  
 Meller, S. (Duesseldorf) P017,  
 P146  
 Mellett, M. (Zurich) P122  
 Mempel, M. (Goettingen) P014  
 (OP05/03)  
 Mengoni, M. (Magdeburg) P191  
 (OP02/02)  
 Menter, A. (Dallas) P050  
 Meraz-Torres, F. (Tuebingen)  
 P040  
 Merker, S. (Bielefeld) P174  
 Merkwitz, K. (Frankfurt) P039  
 Merl, A. (Regensburg) P180  
 Mertens, P. R. (Magdeburg) P196  
 Metz, M. (Berlin) P183  
 Meyer, D. (Goettingen) P150  
 Meyer, P. (Ulm) P029  
 Meyne, L. (Luebeck) P128, P137  
 Micossé, C. (Bern) P135  
 (OP06/03)  
 Micus, L. C. (Goettingen) P035  
 Miller, A. (Vienna) P042  
 Mitschang, C. (Muenster) P102  
 Moebis, C. (Marburg) P002, P020,  
 P045, P058, P164 (OP04/01)  
 Moeller, I. (Essen) P090  
 Moeller, M. (Aachen) P143  
 Moeller, S. (Jena) P227  
 Moessner, R. (Goettingen) P080  
 (OP02/04)  
 Moganti, K. (Muenster) P169  
 Mohammadi, M. (Mannheim)  
 P210  
 Mohr, F. (Ulm) P224  
 Momin, A. A. (Thuwal) P017  
 Moos, S. (Mainz) P044  
 Moritz, R. (Halle (Saale)) P205  
 Morrison, S. (Dallas) P189  
 Mortasawi, V. (Marburg) P054  
 Mousavi, S. (Luebeck) P108,  
 P128, P129, P137  
 Mucha, S. (Kiel) P096 (OP03/06)  
 Muehlenbein, S. (Marburg) P020,  
 P185  
 Mueller, A. (Luebeck) P109  
 (OP05/01)  
 Mueller, D. (Wuerzburg) P033  
 Mueller, L. (Halle (Saale)) P205  
 Mueller, M. (Greifswald) P233  
 Mueller-Roehr, S. (Bielefeld) P174  
 Muenchow, A. (Tuebingen) P196  
 Muenz, C. (Zurich) P163  
 Multhoff, G. (Munich) P144  
 (OP04/03)  
 Munir, S. (Ulm) P071 (OP06/04)  
 Munoz, M. (Berlin) P124  
 (OP05/04)  
 Murali, R. (New York) P090  
 Murthy, S. (Luebeck) P109  
 (OP05/01), P129  
 Mycielska, M. (Regensburg) P187  
 Mylonas, A. (Lausanne) P046  
 (OP03/05)
- N**  
 Naetlitz, J. (Cologne) P030, P076  
 (OP01/02)  
 Nagelreiter, I. M. (Vienna) P042  
 Nagl, C. (Berlin) P183  
 Naito, R. (Vienna) P100  
 Navarini, A. (Zurich) P122  
 Nazaré, M. (Berlin) P107, P175  
 (OP02/03)  
 Nemetschke, L. (Halle (Saale))  
 P204  
 Neubert, E. (Goettingen) P150,  
 P179  
 Neubert, K. (Burgstaedt) P088  
 Neufeld, M. (Muenster) P102  
 Neuhaus, K. (Freising) P015  
 Neumann, A. U. (Augsburg) P006,  
 P010, P060, P062  
 Neumann, C. (Kiel) P174  
 Nica, R. (Vienna) P042  
 Niebergall-Roth, E. (Heidelberg)  
 P063  
 Niessner, H. (Tuebingen) P040,  
 P188, P198, P211, P223  
 Nikolaev, B. (St. Petersburg) P144  
 (OP04/03)  
 Nishie, W. (Sapporo) P059  
 Nishiguchi, A. (Aachen) P143  
 Nobereit-Siegel, L. (Leipzig) P219  
 Noethen, M. (Bonn) P096  
 (OP03/06)  
 Noster, R. (Berlin) P099  
 Novak, N. (Bonn) P096 (OP03/06)
- Nsiah-Dosu, S. (Luebeck) P021  
 Ntziachristos, V. (Munich) P001  
 Nunn, M. (London) P129  
 Nussbaumer, T. (Augsburg) P006,  
 P010, P060, P062  
 Nusshag, C. (Heidelberg) P171
- O**  
 Obersteiner, A.  
 (Oberschleissheim) P010  
 Ochirbold, K. (Luebeck) P108  
 Oehrl, S. (Heidelberg) P171  
 Ohnmacht, C. (Munich) P161  
 Oji, V. (Muenster) P228  
 Oláh, P. (Duesseldorf) P017, P146  
 Olaru, F. (Heidelberg) P156  
 Olsavszky, V. (Mannheim) P210  
 Ose, R. (Mainz) P003 (OP01/03),  
 P005
- P**  
 Pahl, J. (Mannheim) P162  
 (OP03/02)  
 Panayotova-Dimitrova, D.  
 (Aachen) P037  
 Pandey, R. K. (Ulm) P091  
 Pandey, R. V. (Vienna) P134  
 (OP06/06)  
 Pappelbaum, K. (Muenster) P102  
 Paschen, A. (Essen) P090  
 Paternoster, L. (Bristol) P096  
 (OP03/06)  
 Patra, V. (Graz) P133  
 Paul, C. (Toulouse) P051  
 Paus, R. (Manchester) P177, P229  
 Paus, R. (Miami) P053  
 Pawlak, M. (Heiligenstadt) P088  
 Peking, P. (Salzburg) P093  
 Perazzolli, G. (Muenster) P228  
 Pereira, M. P. (Muenster) P182  
 Peters, A. (Neuherberg) P096  
 (OP03/06)  
 Peters, J. (Magdeburg) P149,  
 P209  
 Pfaff, C. M. (Aachen) P074  
 Pfuetzner, W. (Marburg) P002,  
 P020, P045, P058, P164  
 (OP04/01)  
 Phan, T. (Ulm) P027, P036  
 Philippou-Massier, J. (Munich)  
 P070 (OP04/02)  
 Piccini, I. (Muenster) P229  
 Pickert, J. E. (Marburg) P020  
 Pinter, A. (Frankfurt) P025  
 Pisabarro, M. T. (Dresden) P227  
 Poceva, M. (Muenster) P103  
 Pogatzki-Zahn, E. M. (Muenster)  
 P182



## AUTHOR INDEX

Pohlentz, F. (Magdeburg) P225  
 Pollet, M. (Duesseldorf) P017  
 Pollmann, R. (Marburg) P054,  
 P058, P120, P154 (OP01/04),  
 P155, P164 (OP04/01),  
 P185  
 Posch, B. (Innsbruck) P018  
 Posch, C. (Munich) P049, P089,  
 P190  
 Prinsen, C. (Amsterdam) P234  
 Prinz, J. C. (Munich) P112, P138  
 (OP03/01), P140  
 Prokopi, N. (Innsbruck) P159  
 Proksch, E. (Kiel) P174  
 Przybylowicz, K. (Berlin) P183  
 Pyza, E. (Krakow) P069

### Q

Qian, H. (Suzhou) P007  
 Qian, Q. (Suzhou) P007  
 Quaranta, M. (Oxford) P161

### R

Raba, K. (Duesseldorf) P047  
 Rabitsch, W. (Vienna) P134  
 (OP06/06)  
 Radau, L. (Duesseldorf) P146  
 Rademacher, F. (Kiel) P028, P034  
 Rademann, J. (Berlin) P227  
 Radtke, M. (Hamburg) P088  
 Raker, V. K. (Mainz) P005, P008,  
 P101, P123 (OP01/06)  
 Rambow, F. (Leuven) P149  
 Ramesh, P. (Munich) P024  
 (OP03/03)  
 Ramesh, V. (Dallas) P189  
 Rancan, F. (Berlin) P176  
 Ranta, F. (Tuebingen) P220  
 (OP02/05)  
 Ranzinger, D. L. (Munich) P079  
 Rappersberger, K. (Vienna) P049,  
 P089  
 Rauer, D. (Augsburg) P010, P062  
 Rech, A. (Wuerzburg) P118  
 Recke, A. (Luebeck) P127, P158  
 Redegeld, F. (Utrecht) P006  
 Rehfeldt, F. (Goettingen) P150  
 Reich, K. (Berlin) P051  
 Reichelt, J. (Salzburg) P093  
 Reichenbach, G. (Frankfurt) P038,  
 P039  
 Reidel, U. (Berlin) P183  
 Reier, K. (Goettingen) P014  
 (OP05/03)  
 Reiger, M. (Augsburg) P010,  
 P060, P062  
 Reinhardt, J. (Bonn) P149

Reininger, B. (Vienna) P134  
 (OP06/06)  
 Reinknecht, S. (Tuebingen) P151  
 Reiss, K. (Kiel) P022, P023  
 Renner, E. D. (Augsburg) P148  
 Renner Sattler, K. (Regensburg)  
 P180  
 Reuther, T. (Hamburg) P232  
 Reyda, S. (Mainz) P123  
 (OP01/06)  
 Riemekasten, G. (Luebeck) P109  
 (OP05/01)  
 Riesenberg, S. (Bonn) P149  
 Riess, O. (Tuebingen) P040, P188  
 Rimal, R. (Aachen) P143  
 Rinkevich, Y. (Munich) P024  
 (OP03/03)  
 Ritz, S. (Mainz) P009  
 Riva, A. (Vienna) P133  
 Rodríguez, E. (Kiel) P096  
 (OP03/06)  
 Roecken, M. (Tuebingen) P151,  
 P157, P208, P214, P220  
 (OP02/05)  
 Roehrig, N. (Mainz) P123  
 (OP01/06)  
 Roesch, A. (Essen) P090  
 Rogava, M. (Bonn) P113  
 Romani, N. (Innsbruck) P163  
 Rostan, P. V. (Mainz) P005  
 Roth, J. (Muenster) P102  
 Rothballer, M. (Oberschleissheim)  
 P010  
 Rother, S. (Dresden) P227  
 Rueter, C. (Muenster) P103  
 Rueth, M. (Munich) P184  
 Ruf, W. (Mainz) P009, P123  
 (OP01/06)  
 Ruiz-Gomez, G. (Dresden) P227  
 Runkel, F. (Giessen) P002  
 Ruotsalainen, J. (Magdeburg)  
 P113, P114 (OP01/05), P149,  
 P209, P225  
 Rupp, C. (Heidelberg) P171  
 Ruzicka, T. (Munich) P075  
 Ryan, C. (Dublin) P051

### S

Saalbach, A. (Leipzig) P068, P227  
 Sabat, R. (Berlin) P064, P066,  
 P080 (OP02/04), P081, P183  
 Sadik, C. D. (Luebeck) P097,  
 P108, P109 (OP05/01), P128,  
 P129, P137, P165  
 Salinas, G. (Goettingen) P080  
 (OP02/04)  
 Saloga, J. (Mainz) P003  
 (OP01/03)

Sárdy, M. (Munich) P075, P097  
 Sarna, M. (Krakow) P069  
 Satoh, T. (Zurich) P122  
 Sauer, B. (Tuebingen) P196,  
 P198, P221  
 Scalise, V. (Frankfurt) P026  
 Schaak, K. (Wuerzburg) P116  
 (OP04/05)  
 Schadendorf, D. (Essen) P090,  
 P116 (OP04/05)  
 Schaeckel, K. (Heidelberg) P088,  
 P153, P156, P162 (OP03/02),  
 P171  
 Schaffenrath, S. (Innsbruck) P163  
 Schaidler, H. (Brisbane) P217  
 Schaller, M. (Tuebingen) P040  
 Scharffetter-Kochanek, K. (Ulm)  
 P027, P029, P036, P071  
 (OP06/04), P091  
 Scharnweber, D. (Dresden) P227  
 Schatz, S. (Ulm) P071 (OP06/04)  
 Schauer, F. (Freiburg) P059  
 Schedel, F. (Muenster) P102  
 Scheffel, J. (Berlin) P004, P011,  
 P107, P175 (OP02/03)  
 Scheu, A. (Tuebingen) P057  
 Scheuermann, N. (Ulm) P029  
 Scheurer, S. (Langen) P005  
 Schielein, M. (Munich) P087  
 Schiller, H. B. (Munich) P024  
 (OP03/03)  
 Schilling, B. (Wuerzburg) P116  
 (OP04/05), P118  
 Schilling, L. (Mannheim) P084,  
 P085  
 Schitteck, B. (Tuebingen) P172,  
 P196, P197, P198, P201, P221  
 Schlapbach, C. (Bern) P135  
 (OP06/03)  
 Schledzewski, K. (Mannheim)  
 P210  
 Schlosser, A. (Wuerzburg) P118  
 Schloter, M. (Neuherberg) P015  
 Schmidgen, M. I. (Mainz) P009,  
 P123 (OP01/06)  
 Schmidt, A. (Muenster) P103  
 Schmidt, E. (Luebeck) P073,  
 P097, P119, P127, P129, P130  
 (OP06/01), P165  
 Schmidt, F. (Dresden) P055  
 (OP02/01)  
 Schmidt, J. (Luebeck) P158  
 Schmidt, M. (Wuerzburg) P033,  
 P135 (OP06/03)  
 Schmidt, O. (Niederdorfelden)  
 P002  
 Schmidt, T. (Mainz) P008, P123  
 (OP01/06)

## AUTHOR INDEX

- Schmidt, T. (Marburg) P120  
 Schmidt-Weber, C. B. (Munich) P079, P148, P161  
 Schmidts, T. (Giessen) P002  
 Schmitt, A. (Tuebingen) P198  
 Schmitt, J. (Dresden) P088  
 Schnabelrauch, M. (Jena) P227  
 Schneeweiss, M. (Muenster) P103  
 Schneider, M. R. (Munich) P190  
 Schneider, S. W. (Hamburg) P199 (OP06/02)  
 Schneider, S. (Mannheim) P083, P084, P085  
 Schneider-Burrus, S. (Berlin) P064, P066  
 Schnidar, H. (Vienna) P049  
 Schoeler, A. (Neuherberg) P015  
 Schoellhammer, M. (Vienna) P049  
 Schoen, M. P. (Goettingen) P035, P139 (OP06/05), P141, P014 (OP05/03), P150, P179  
 Scholtissek, B. (Bonn) P125  
 Scholz, C. (Luebeck) P021  
 Schrama, D. (Wuerzburg) P186, P194  
 Schreiber, U. (Muenster) P072  
 Schroeder, H. (Heidelberg) P063  
 Schroeder, S. S. (Goettingen) P141  
 Schruefer, P. (Wuerzburg) P063  
 Schuler, G. (Erlangen) P117  
 Schuler-Thurner, B. (Erlangen) P117  
 Schulz, A. (Luebeck) P165  
 Schulze-Dasbeck, M. (Marburg) P020  
 Schupp, J. (Mainz) P207  
 Schuppan, D. (Mainz) P101  
 Schuppe, M. (Marburg) P002  
 Schuster, B. (Munich) P184  
 Schuster, P. (Mainz) P003 (OP01/03)  
 Schwarm, C. (Luebeck) P097  
 Schwarz, A. (Kiel) P115  
 Schwarz, B. (Langenau) P088  
 Schwarz, T. (Kiel) P115  
 Schwarze, U. Y. (Vienna) P031  
 Schweinzer, K. (Tuebingen) P057  
 Schwenke, R. (Dresden) P055 (OP02/01)  
 Schwertner, B. (Regensburg) P187, P206  
 Schwierzeck, V. (Augsburg) P060, P062  
 Scolyer, R. A. (Sydney) P215  
 Scott, E. (Brisbane) P217  
 Seebode, C. (Rostock) P094  
 Seeger, K. (Luebeck) P236  
 Segelcke, D. (Muenster) P182  
 Seiringer, P. (Munich) P079  
 Seitz, C. S. (Goettingen) P035  
 Sennefelder, H. (Wuerzburg) P033  
 Senra, L. (Geneva) P046 (OP03/05), P048, P231  
 Seutter, M. (Luebeck) P108, P129  
 Seyfarth, F. (Erfurt) P168  
 Sezin, T. (Luebeck) P108, P128, P129, P137  
 Shalbaf, M. (Leeds) P082  
 Shevtsov, M. (Munich) P144 (OP04/03)  
 Shimizu, H. (Sapporo) P059  
 Shridhar, N. (Bonn) P113  
 Shridhar, N. (Magdeburg) P114 (OP01/05), P149, P209, P225  
 Siegl, J. (Bonn) P125  
 Silber, T. (Tuebingen) P057  
 Silva, R. I. (Munich) P015  
 Silye, R. (Linz) P078  
 Simanski, M. (Kiel) P034  
 Simon, B. (Erlangen) P117  
 Simon, D. (Bern) P135 (OP06/03)  
 Simon, J. C. (Leipzig) P068  
 Simon, N. (Tuebingen) P220 (OP02/05)  
 Singer, L. (Regensburg) P170  
 Singh, K. (Ulm) P091, P071 (OP06/04), P091  
 Singh, S. (Vienna) P049  
 Singh, S. (Aachen) P143  
 Singh, V. (Munich) P012  
 Sinnberg, T. (Tuebingen) P040, P188, P196, P198, P211, P223  
 Skabytska, Y. (Munich) P012, P013, P111, P131, P136  
 Smatlik, N. (Tuebingen) P151  
 Smith, A. (Brisbane) P217  
 Snijder, B. (Zurich) P135 (OP06/03)  
 Soeberdt, M. (Bielefeld) P181, P173  
 Solimani, F. (Marburg) P045, P054, P058, P120, P164 (OP04/01), P185  
 Sorg, R. (Duesseldorf) P047  
 Soshilov, A. A. (Davis) P017  
 Sossau, D. (Tuebingen) P057  
 Sparwasser, T. (Hannover) P019 (OP04/04)  
 Sperrhackle, M. (Kiel) P023  
 Spindler, M. (Berlin) P183  
 Spoerri, L. (Brisbane) P216, P217  
 Springer, J. (Mainz) P009, P123 (OP01/06)  
 Stacey, M. (Leeds) P082  
 Stach, R. A. (Tuebingen) P151  
 Staender, S. (Luebeck) P166  
 Staender, S. (Muenster) P182, P184  
 Stalder, R. (Geneva) P230  
 Stark, K. (Regensburg) P086  
 Stary, G. (Vienna) P133, P134 (OP06/06)  
 Staubach-Renz, P. (Mainz) P088  
 Stegemann, A. (Muenster) P067, P069, P072  
 Stehens, S. J. (Brisbane) P216, P218 (OP05/05)  
 Steiger, J. (Cologne) P121  
 Steinbrink, K. (Mainz) P005, P008, P009, P101, P123 (OP01/06)  
 Steinbrink, K. (Muenster) P169, P228  
 Steinmueller-Magin, L. (Singen) P158  
 Sticherling, M. (Erlangen) P043  
 Sticht, C. (Mannheim) P210  
 Stingl, G. (Vienna) P100  
 Stockstrom, M. (Hamburg) P232  
 Stoelzl, D. (Kiel) P088  
 Stoevesandt, J. (Wuerzburg) P019 (OP04/04)  
 Stoitzner, P. (Innsbruck) P159, P163  
 Storz, G. (Wuerzburg) P033  
 Storz, T. (Munich) P012  
 Stow, J. L. (Sydney) P215  
 Strieder, A. (Munich) P200 (OP03/04)  
 Strober, B. (Farmington) P050  
 Strobl, J. (Vienna) P100, P133, P134 (OP06/06)  
 Strom, T. (Neuherberg) P015  
 Sucker, A. (Essen) P090  
 Sukserree, S. (Vienna) P031  
 Sunderkoetter, C. (Halle (Saale)) P102, P204, P205
- T**  
 Tampouri, I. (Tuebingen) P057  
 Tappenbeck, N. (Heidelberg) P063  
 Tasdogan, A. (Dallas) P189  
 Technau-Hafsi, K. (Freiburg) P059  
 Thaci, D. (Luebeck) P051  
 Thakur, B. K. (Essen) P196  
 Theinkom, F. (Regensburg) P170  
 Theis, F. (Neuherberg) P061  
 Thiem, A. (Wuerzburg) P186  
 Thoenes, S. (Leipzig) P227  
 Thoma, K. (Freiburg) P059

## AUTHOR INDEX

- Thomas, I. (Tuebingen) P057  
 Thomas, J. (Munich) P061, P079, P161  
 Thompson, E. H. (Chicago) P051  
 Thompson, E. H. (Redwood City) P050, P052  
 Tietze, J. (Munich) P112  
 Tikoo, S. (Sydney) P215  
 Tillmann, J. (Luebeck) P132 (OP01/01)  
 Tizek, L. (Munich) P087  
 Tofern, S. (Luebeck) P130 (OP06/01)  
 Toledo Stauner, C. (Regensburg) P222  
 Tonnessen, C. A. (Brisbane) P217  
 Traidl-Hoffmann, C. (Augsburg) P006, P010, P060, P062, P131, P148  
 Trajanoski, Z. (Innsbruck) P159  
 Traupe, H. (Muenster) P228  
 Trautmann, A. (Wuerzburg) P019 (OP04/04)  
 Trautschold-Krause, F. S. (Goettingen) P035  
 Tremmel, K. (Augsburg) P060  
 Tripp, C. H. (Innsbruck) P163, P159  
 Trothe, J. (Zwingenberg) P026  
 Tsai, T. (Taipei) P051  
 Tsaousi, A. (Berlin) P064  
 Tschachler, E. (Vienna) P031, P032, P042  
 Tsiskarishvili, N. (Muenster) P072  
 Tueting, T. (Magdeburg) P113, P114 (OP01/05), P145, P149, P191 (OP02/02), P209, P225  
 Tuettenberg, A. (Mainz) P126 (OP05/06), P207  
 Tummers, B. (Memphis) P159
- U**  
 Ugurel, S. (Essen) P090  
 Uhle, F. (Heidelberg) P171  
 Ullrich, S. (Tuebingen) P220 (OP02/05)  
 Unger, P. (Regensburg) P178  
 Uslu, U. (Erlangen) P117  
 Uttarkar, S. (Geneva) P231
- V**  
 Valdecantos, W. C. (Chicago) P050  
 Valdes, J. M. (Chicago) P052  
 Valentin, F. (Muenster) P228  
 Valesky, E. (Frankfurt) P038  
 van Beek, N. (Luebeck) P073  
 van den Boorn-Konijnenberg, D. (Bonn) P145  
 van der Sluis, T. C. (Magdeburg) P113, P114 (OP01/05), P149, P209, P225  
 van Kries, J. (Berlin) P175 (OP02/03)  
 Veit, M. (Kiel) P023  
 Venturelli, S. (Tuebingen) P223  
 Vera, C. (Berlin) P175 (OP02/03)  
 Vera Ayala, C. E. (Berlin) P011  
 Vioel, W. (Goettingen) P077  
 Vital, E. (Leeds) P082  
 Voeller, D. (Erlangen) P195  
 Vogl, T. (Muenster) P102  
 Vogt, A. (Berlin) P176  
 Voigt, M. (Mainz) P207  
 Voit, H. (Innsbruck) P163  
 Volk, H. (Berlin) P080 (OP02/04)  
 Vollmar, B. (Rostock) P077  
 Vollmer, S. (Munich) P112, P138 (OP03/01), P140  
 Volz, T. (Munich) P012  
 v. Kries, J. (Berlin) P107  
 von Hodenberg, C. (Muenster) P102  
 von Kiedrowski, R. (Selters/Westerwald) P088  
 von Meyenn, L. (Bern) P135 (OP06/03)  
 von Podewils, S. (Greifswald) P226  
 von Woedtke, T. (Greifswald) P233  
 Vural, S. (Munich) P138 (OP03/01)
- W**  
 Wacker, A. (Niederdorfelden) P002  
 Wagenknecht, S. (Hannover) P034  
 Wagner, E. (Madrid) P101  
 Wagner, N. (Tuebingen) P056, P057  
 Wagner, T. (Tuebingen) P188  
 Walter, E. (Mainz) P126 (OP05/06)  
 Wang, H. (Shanghai) P091  
 Wang, M. (Suzhou) P007  
 Wang, R. (Munich) P061  
 Wang, Y. (Berlin) P004  
 Wang, Y. (Mannheim) P199 (OP06/02)  
 Wang, Z. (Berlin) P016  
 Wangorsch, A. (Langen) P005  
 Wanke, F. (Mainz) P044  
 Wannick, M. (Luebeck) P109 (OP05/01)  
 Ward, C. (Muenster) P177, P229  
 Wegner, J. (Muenster) P177  
 Wehkamp, U. (Kiel) P096 (OP03/06)  
 Weide, B. (Tuebingen) P117  
 Weidemann, S. (Tuebingen) P220 (OP02/05)  
 Weidinger, S. (Kiel) P028, P088, P096 (OP03/06)  
 Weigmann, B. (Erlangen) P003 (OP01/03), P005  
 Weiland, D. (Cologne) P030  
 Weilemann, H. (Garching) P170  
 Weiss, J. (Ulm) P029  
 Weisshaar, E. (Heidelberg) P088  
 Weller, K. (Berlin) P183  
 Weninger, W. (Sydney) P215, P217  
 Wenzel, J. (Bonn) P125  
 Werfel, T. (Hannover) P034, P088, P096 (OP03/06)  
 Wersig, T. (Halle (Saale)) P205  
 Wessely, A. (Munich) P192, P200 (OP03/04)  
 Westphal, D. (Dresden) P188  
 Wiala, A. (Vienna) P049, P089  
 Wieder, T. (Tuebingen) P214, P220 (OP02/05)  
 Wiegand, C. (Jena) P167, P168  
 Wiegmann, H. (Muenster) P228  
 Wiemers, F. (Leipzig) P088  
 Wiesinger, M. (Erlangen) P117  
 Wiesner, R. J. (Cologne) P030, P076 (OP01/02)  
 Williams, D. A. (Chicago) P051  
 Willscher, E. (Leipzig) P197  
 Wilmott, J. S. (Sydney) P215  
 Wilms, C. (Ulm) P224  
 Winkler, M. (Mannheim) P210  
 Winter, J. (Tuebingen) P057  
 Wippold, T. (Leipzig) P227  
 Wistuba-Hamprecht, K. (Tuebingen) P117  
 Witte, K. (Berlin) P080 (OP02/04), P081  
 Witte, M. (Luebeck) P098  
 Witte-Haendel, E. (Berlin) P080 (OP02/04), P081  
 Wittmann, M. (Leeds) P082  
 Wlaschek, M. (Ulm) P029, P071 (OP06/04)  
 Wobser, M. (Wuerzburg) P194  
 Woelbing, F. (Munich) P012  
 Woelfl, S. (Heidelberg) P142 (OP04/06)  
 Wohlfeil, S. A. (Mannheim) P210

## AUTHOR INDEX

Wolf, C. (Dresden) P055  
(OP02/01)  
Wolf, R. (Marburg) P190  
Wolk, K. (Berlin) P080 (OP02/04),  
P081  
Wollenberg, A. (Munich) P088  
Worm, M. (Berlin) P088  
Wrobel, L. (Geneva) P046  
(OP03/05)

### Y

Yakovleva, L. (St. Petersburg)  
P144 (OP04/03)  
Yawalkar, N. (Bern) P122  
Yazdi, A. S. (Aachen) P151  
Yerly, D. (Bern) P122  
Yu, D. (Uppsala) P113  
Yu, Q. (Munich) P024 (OP03/03)

### Z

Zamecnikova, K. (Magdeburg)  
P149, P209  
Zanuttigh, E. (Munich) P070  
(OP04/02)  
Zaremba, A. (Essen) P090  
Zeida, M. (Vienna) P100  
Zeidler, C. (Muenster) P182  
Zhang, B. (Geneva) P230  
Zhang, H. (Heidelberg) P156  
Zhang, X. (Suzhou) P007  
Ziehfreund, S. (Munich) P184  
Zielinski, C. E. (Munich) P099  
Zierow, J. (Mannheim) P210  
Zillikens, D. (Luebeck) P166,  
P073, P097, P098, P108, P109  
(OP05/01), P127,  
P128, P129, P130 (OP06/01),  
P137, P158, P165  
Zillikens, H. (Luebeck) P110  
Zimmer, L. (Essen) P090  
Zimmer, N. (Mainz) P126  
(OP05/06), P207  
Zimmer, S. (Mainz) P126  
(OP05/06)  
Zimmermann, J. (Garching) P170  
Zimmermann, L. (Tuebingen)  
P201  
Zimmermann, M. E. (Regensburg)  
P086  
Zimmermann, N. (Dresden) P055  
(OP02/01), P095  
Zink, A. (Munich) P065  
(OP05/02), P184, P087, P088  
Zoeller, N. (Frankfurt) P038, P039  
Zuberbier, T. (Berlin)

## KEYWORDS

### A

Acne P049, P064, P066  
Actinic keratoses P087  
Adhesion molecule P022, P210  
Aging P027, P036, P042, P071 (OP06/04), P076 (OP01/02), P234  
Allergic encephalitis P157  
Alopecia P053, P177, P190, P229  
Anaphylaxis P002, P012, P021, P158  
Angiogenesis P202  
Animal models for disease P002, P003 (OP01/03), P005, P008, P014 (OP05/03), P091, P110, P128, P129, P130 (OP06/01), P132 (OP01/01), P154 (OP01/04), P155, P173, P178, P181, P190, P207  
Antigen presenting cell P013, P133  
Antioxidant P179, P189  
Apoptosis P037, P159, P192  
Arachidonic acid P169  
Atopic dermatitis P007, P013, P014 (OP05/03), P015, P047, P060, P062, P065 (OP05/02), P074, P082, P086, P088, P096 (OP03/06), P099, P131, P173, P183, P228, P235  
Autoantibody P058, P059, P073, P108, P109 (OP05/01), P119, P130 (OP06/01), P132 (OP01/01), P165  
Autoantigen P120, P125, P140, P185

### B

B cell P058, P061, P155, P164 (OP04/01)  
Bacterial infections P013, P015, P062, P133, P146, P169, P170, P172, P226, P228  
Barrier function P014 (OP05/03), P026, P060, P131, P148, P161, P174, P176, P232  
Basal cell carcinoma P078  
Basement membrane P231  
Bullous disease P054, P059, P073, P097, P098, P108, P110, P129, P130 (OP06/01), P137, P165, P185

### C

Cadherin P024 (OP03/03)  
Calcium P232  
cAMP P130 (OP06/01)

cDNA cloning P195  
Cell cycle control P194, P198, P217  
Cell motility P156, P196, P200 (OP03/04), P218 (OP05/05)  
Chemokine P103, P109 (OP05/01), P208  
Chymase P011  
Collagen P038, P067, P150, P236  
Collagenase P125  
Contact dermatitis P001, P033, P086, P123 (OP01/06), P139 (OP06/05), P141, P175 (OP02/03)  
Contact hypersensitivity P008, P009, P044, P115, P135 (OP06/03), P139 (OP06/05)  
Cornified cell envelope P232  
Corticosteroids P015, P121  
Cosmetic Dermatology P053, P177, P226  
Costimulatory molecules P007  
Cutaneous T cell lymphoma P183, P194  
Cytokine P013, P017, P025, P044, P046 (OP03/05), P047, P048, P050, P051, P052, P079, P081, P105, P121, P132 (OP01/01), P135 (OP06/03), P143, P146, P151, P161, P162 (OP03/02), P171, P175 (OP02/03), P220 (OP02/05)  
Cytokine receptors P152  
Cytoskeleton P093, P218 (OP05/05)  
Cytotoxicity P117

### D

Dendritic cell P005, P018, P151, P157, P159, P163, P176  
Dermatoendocrinology P057, P069  
Dermis P004, P028, P030, P077  
Desmoglein P127, P154 (OP01/04), P155  
Desmosome P092  
Desquamation P077  
Differentiation P026, P032, P041, P042, P048, P079, P220 (OP02/05)  
DNA mutation P030, P055 (OP02/01), P091, P098, P212  
DNA repair P027, P036, P201, P212, P224

### E

Eczema P061, P062, P065 (OP05/02), P086, P088, P174, P235  
Eicosanoids P108, P129  
Endothelial cell P102, P199 (OP06/02), P202, P203, P210  
Enzymes P042  
Eosinophil P020  
Epidemiology P083, P084, P085, P086, P183, P184  
Epidermal growth factor receptor P089, P227  
Epidermal permeability barrier P176  
Epidermolysis bullosa P073, P092, P132 (OP01/01), P236  
Erythema P001  
Extracellular matrix P221, P231

### F

Fatty acid P068  
Fibroblast P024 (OP03/03), P027, P030, P035, P036, P038, P178, P180, P221  
Fibrosis P035, P067, P101  
Filaggrin P014 (OP05/03)  
Fungal therapy, fungus P166, P167, P168, P226

### G

G protein P128, P137, P181  
Gene regulation P015, P070 (OP04/02), P071 (OP06/04), P096 (OP03/06), P097, P134 (OP06/06), P193, P197, P224  
Genotyping P096 (OP03/06), P158  
GM-CSF P222  
Growth factor P191 (OP02/02)

### H

Hair P053, P177, P229  
Heat shock protein P144 (OP04/03)  
Herpes simplex P124 (OP05/04), P222  
Histamine P011, P016  
HLA P118, P120, P138 (OP03/01), P140

### I

Ichthyosis P228  
IgA P006, P075, P102, P127  
IgE P012, P061  
Immune tolerance P002, P003 (OP01/03), P005, P019 (OP04/04), P099, P126 (OP05/06), P154 (OP01/04), P160, P186, P209

Immunoglobulin P006, P073, P107, P156  
Inflammation P017, P021, P025, P028, P029, P034, P037, P043, P045, P046(OP03/05), P049, P054, P063, P068, P072, P076 (OP01/02), P082, P089, P096(OP03/06), P097, P101, P104 (OP02/06), P105, P106, P107, P111, P122, P125, P128, P129, P137, P141, P147, P150, P153, P158, P160, P169, P171, P172, P174, P175 (OP02/03), P179, P228, P230, P231  
Integrin P139 (OP06/05), P156  
Interferon P055 (OP02/01), P095, P125, P186, P203, P208, P214  
Interleukin P016, P045, P047, P122, P151  
Ions P026, P031

## **J**

Juckreiz/Pruritus P059, P184

## **K**

Keloid P038, P039  
Keratinocyte P025, P026, P028, P031, P032, P033, P034, P041, P043, P048, P093, P094, P103, P119, P131, P148, P151, P172, P173, P180, P227  
Keratins P032, P092, P093

## **L**

Laser P075, P163  
Leukocyte P100, P133, P153  
Leukocyte antigens P134 (OP06/06)  
Ligand P023  
Lipids P147  
Lupus erythematosus P055 (OP02/01), P082, P179  
Lymphocyte P138 (OP03/01)

## **M**

Macrophage P009, P029, P031, P122, P207, P208, P230  
MAP kinase P198, P201, P211, P225  
Mast cell P004, P011, P016, P021, P124 (OP05/04)  
Melanin P069, P233  
Melanocyte P114 (OP01/05), P193, P195, P200 (OP03/04), P212, P219  
Melanoma P017, P020, P039, P040, P056, P057, P069, P083, P084, P090, P112, P113, P114 (OP01/05), P116 (OP04/05), P117, P118, P144 (OP04/03),

P145, P147, P149, P159, P162 (OP03/02), P186, P187, P188, P189, P191 (OP02/02), P192, P193, P195, P196, P197, P198, P199 (OP06/02), P200 (OP03/04), P201, P204, P205, P206, P207, P209, P210, P211, P212, P214, P215, P216, P217, P218 (OP05/05), P219, P221, P222, P223, P224, P225  
Merkel Cell P213  
Metabolism P042, P068, P076 (OP01/02), P134 (OP06/06), P136, P180, P187, P189, P206, P223  
Mitochondria P030, P076 (OP01/02), P097, P098  
Monocyte P009, P022, P101, P104 (OP02/06), P107, P116 (OP04/05), P122, P123 (OP01/06), P156, P162 (OP03/02), P171  
Mouse mutation P191 (OP02/02)  
Mutation P118, P188

## **N**

Nerve P023, P182  
Neutrophil P045, P046 (OP03/05), P102, P103, P108, P110, P114 (OP01/05), P127, P150, P172, P179, P199 (OP06/02)  
NK cell P003 (OP01/03), P162 (OP03/02)

## **O**

Oncogene P070 (OP04/02), P196, P198, P200 (OP03/04), P211, P215, P217  
Oxygen radicals P189, P233

## **P**

p53 P186, P203  
Patch test P001, P141  
Pemphigus foliaceus P164 (OP04/01)  
Pemphigus vulgaris P058, P098, P119, P120, P127, P154 (OP01/04), P155, P164 (OP04/01), P165  
Pharmacology P107, P175 (OP02/03), P176, P181, P216  
Phosphorylation P152  
Photoprotection P087  
Pigmentation P233  
Polymerase chain reaction P010  
Proliferation P094, P104 (OP02/06)  
Protease P022, P023

Protein kinase P041, P188, P211  
Proteoglycans P227  
Pruritus P181, P182, P183, P184, P185, P235  
Psoriasis P041, P044, P046 (OP03/05), P048, P050, P051, P052, P065 (OP05/02), P068, P074, P079, P080 (OP02/04), P082, P091, P103, P105, P105, P106, P111, P115, P121, P128, P136, P138 (OP03/01), P140, P143, P153, P231, P237  
Psychology P083, P085  
Public Health P062, P066, P083, P084, P085, P088, P170, P184

## **R**

Receptors P009, P021, P023, P033, P061, P123 (OP01/06), P165

## **S**

SCID mouse P003 (OP01/03)  
Signal transduction P016, P025, P074, P089, P110, P119, P150, P152, P188, P197, P203, P210  
Skin equivalent P028, P033, P074, P143  
Skin graft P153  
Skleroderma P035, P067, P095, P101, P109 (OP05/01), P178  
Squamous cell carcinoma P070 (OP04/02), P095, P190  
Stem cell P029, P063, P071 (OP06/04), P133, P229  
Stratum corneum P032, P232

## **T**

T cell P005, P007, P008, P019 (OP04/04), P020, P044, P045, P047, P054, P058, P079, P099, P100, P112, P113, P114 (OP01/05), P115, P117, P120, P121, P126 (OP05/06), P134 (OP06/06), P135 (OP06/03), P136, P138 (OP03/01), P139 (OP06/05), P140, P141, P142 (OP04/06), P146, P147, P148, P157, P159, P160, P161, P164 (OP04/01), P169, P173, P185, P220 (OP02/05)  
TGF-beta P142 (OP04/06)  
Th1/Th2 P006, P007, P012, P018, P054, P099, P131, P135 (OP06/03), P157  
TNF-alpha P037, P072, P089, P111, P208  
Transcription P027, P036

Transcription factors P035,  
P192, P224  
Transfection P195, P204  
Transgenic mice P031, P104  
(OP02/06), P123 (OP01/06)  
Tumor infiltrating lymphocyte  
P207, P216  
Tumor progression P116  
(OP04/05), P126 (OP05/06),  
P190, P191 (OP02/02),  
P193, P196, P197, P199  
(OP06/02), P202, P204, P205,  
P214, P215, P216, P217,

P218(OP05/05), P219, P220  
(OP02/05), P221  
Tumor promoter P215  
Tumor suppressor gene P070  
(OP04/02), P206, P219

## U

Ulcer P063  
Ultraviolet P072, P177, P178,  
P180

## V

Vaccine P113, P163

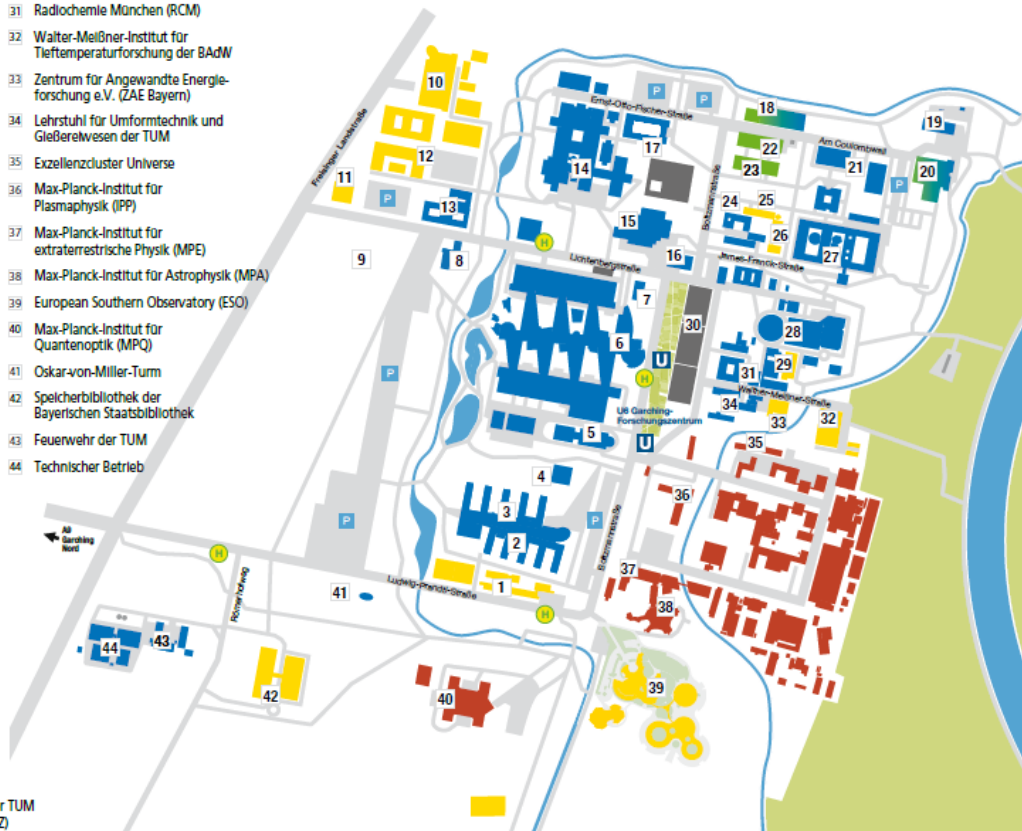
Vasculitis P075, P102  
VEGF P202  
Virus P124 (OP05/04), P146,  
P149, P209, P222

## W

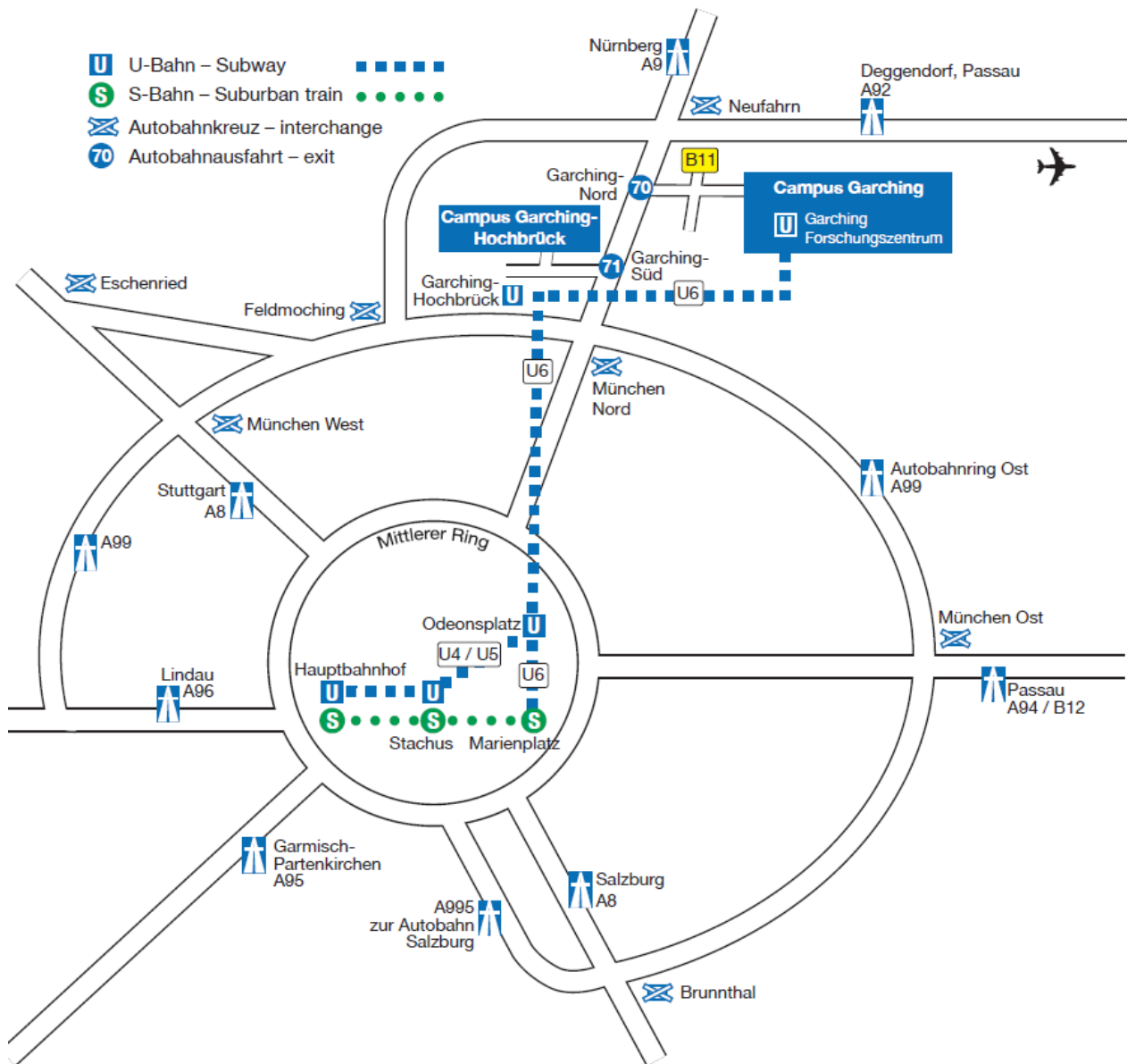
Wound healing P024  
(OP03/03), P029, P034, P063,  
P071 (OP06/04), P077,  
P161, P226, P227

- |   |  |
|---|--|
| 1 Leibniz-Rechenzentrum der BAdW  | 29 Isotope Technologies Garching GmbH (ITG)                          |
| 2 Fakultät für Mathematik der TUM   | 30 GALILEO (Im Bau)  |
| 3 Fakultät für Informatik der TUM   | 31 Radiochemie München (RCM)   |
| 4 Interimshörsaal   | 32 Walter-Meißner-Institut für<br>Tiefentemperaturforschung der BAdW |
| 5 Zentralinstitut für Medizintechnik<br>der TUM (IMETUM)                                | 33 Zentrum für Angewandte Energie-<br>forschung e.V. (ZAE Bayern)    |
| 6 Fakultät für Maschinenwesen<br>der TUM  | 34 Lehrstuhl für Umformtechnik und<br>Gießereiwesen der TUM          |
| 7 Exzellenzzentrum der TUM  | 35 Exzellenzcluster Universe   |
| 8 Ingeborg Ortner-Kinderhaus  | 36 Max-Planck-Institut für<br>Plasmaphysik (IPP)                     |
| 9 Fraunhofer-Institut (In Planung)  | 37 Max-Planck-Institut für<br>extraterrestrische Physik (MPE)        |
| 10 General Electric Global Research<br>Center Europe                                    | 38 Max-Planck-Institut für Astrophysik (MPA)                         |
| 11 Metall-Innung  | 39 European Southern Observatory (ESO)                               |
| 12 Garching Technologie- und<br>Gründerzentrum (gate)                                   | 40 Max-Planck-Institut für<br>Quantenoptik (MPO)                     |
| 13 Entrepreneurship-Zentrum   | 41 Oskar-von-Miller-Turm   |
| 14 Fakultät für Chemie der TUM  | 42 Speicherbibliothek der<br>Bayerischen Staatsbibliothek            |
| 15 Mensa des Studentenwerks<br>München + C: Campus Cneipe                               | 43 Feuerwehr der TUM   |
| 16 TUM Institute for Advanced Study<br>(TUM-IAS)  | 44 Technischer Betrieb   |
| 17 Zentralinstitut für Katalyseforschung<br>der TUM                                     |  |
| 18 Center for Advanced Laser<br>Applications (TUM und LMU)                              |  |
| 19 Lehrstuhl für Siedlungswasser-<br>wirtschaft der TUM                                 |  |
| 20 Maler-Leibnitz-Laboratorium<br>(TUM und LMU)   |  |
| 21 Walter Schottky Institut der TUM   |  |
| 22 Physik der LMU München   |  |
| 23 Exzellenzcluster MAP   |  |
| 24 Gesellschaft für Anlagen- und<br>Reaktorsicherheit (GRS) mbH                         |  |
| 25 TÜV Rheinland ISTec GmbH   |  |
| 26 T-Systems Solutions for Research GmbH  |  |
| 27 Physik-Department der TUM  |  |
| 28 FRM II: Forschungs-Neutronenquelle der TUM<br>und Heinz Maier-Leibnitz Zentrum (MLZ) |  |

## Forschungscampus Garching – Research Campus Garching



# Anfahrt Campus Garching – Directions to Campus Garching





## **The ADF thanks the following companies for their support 2018:**

AbbVie Deutschland GmbH & Co. KG  
Celgene GmbH  
Dr. August Wolff GmbH & Co. KG Arzneimittel  
Euroimmun AG  
Janssen-Cilag GmbH  
Jenapharm GmbH  
LEO Pharma GmbH  
Lilly Deutschland GmbH  
L'Oréal Deutschland GmbH  
Monasterium Laboratory  
Novartis Pharma GmbH  
Sanofi-Aventis Deutschland GmbH

## **Sponsors and exhibitors of the ADF Meeting 2019:**

### **Sponsors**

AbbVie Deutschland GmbH & Co.KG, Platin Sponsorin (€ 15.000)  
Celgene GmbH (€ 3.980)  
Janssen-Cilag GmbH, Platin Sponsorship (€ 15.000)  
L'Oréal Deutschland GmbH:  
CeraVe, La Roche-Posay und Vichy, Gold Sponsoring (€ 10.000)  
LEO Pharma GmbH (€ 5.000)  
Lilly Deutschland GmbH, Platin Sponsoring (€ 15.000)  
Monasterium Laboratory (€ 1.000)  
Novartis Pharma GmbH, Platin Sponsoring (€ 15.000)  
Sanofi Aventis Deutschland GmbH, Platin Sponsoring (€ 15.000)

### **Exhibitors**

AbbVie Deutschland GmbH & Co.KG (see above)	MSD Sharp & Dohme GmbH (€ 1.320)
Allmirall Hermal GmbH (€ 1.980)	Novartis Pharma GmbH (see above)
Becton Dickenson GmbH (€1.980)	Novartis Pharma GmbH (€ 1.980)
BIOZOL Diagnostika Vertriebs GmbH (€ 1.980)	PELOBiotech GmbH (€ 1.980)
Celgene GmbH (see above)	PeproTech GmbH (€ 1.320)
Concile GmbH (€ 1.980)	Procter & Gamble GmbH (€ 2.640)
EUROIMMUN GmbH (€ 1.980)	PromoCell GmbH (€ 1.980)
Janssen-Cilag GmbH (see above)	Sanofi Aventis Deutschland GmbH (see above)
L'Oréal Deutschland GmbH (see above)	SCANBUR (€ 1.320)
La Roche-Posay (see above)	UCB Pharma GmbH (€ 1.980)
Lilly Deutschland GmbH (see above)	Vichy und CeraVe (see above)

by February 15, 2019