



**46th Annual Meeting
of the
Arbeitsgemeinschaft
Dermatologische Forschung**

in collaboration with the
Deutsche Dermatologische Gesellschaft (DDG)

Quo Vadis Lecture I

March 13-16, 2019
Munich, Germany

By Jan 23, 2019

**Released by the
Arbeitsgemeinschaft Dermatologische Forschung (ADF) e.V.**

Meeting Venue

**TU München, Campus Garching, Maschinenwesen, Magistrale, Boltzmannstraße 15,
85748 München
<http://www.forschung-garching.tum.de>**

**Prior to the meeting contact the ADF office
Tel: +49 (0)30 24 62 53 16; Fax: +49 (0)30 24 62 53 17**







**During the meeting
Conference phone: +49 (0) 172 58 85 241**

How to get there:

The TU Campus Garching is situated in the north of Munich, opposite the subway station Garching-Forschungszentrum.

Arrival by Public Transport

From Munich Main station:

-  **U6:** Garching-Forschungszentrum
-  **S 1:** Neufahrn (from there take bus 690)
-  **S 8:** Ismaning (from there take bus 230)
-  **230:** Garching-Forschungszentrum
-  **292:** Garching-Forschungszentrum
-  **690:** Garching-Forschungszentrum

[MVV Journey Planner: https://www.mvv-muenchen.de/en/index.html](https://www.mvv-muenchen.de/en/index.html)

Arrival by Airplane

From Munich Airport to campus Garching either with S1 to Neufahrn, from there take bus 690; or S-Bahn S8 to Ismaning and take bus 230. Traveltime about 50 minutes.

Arrival by Car

See Site map page 31 or <https://www.tum.de/en/about-tum/contact-directions/>

Local Organisers

Kilian Eyerich, Tilo Biedermann
Klinik und Poliklinik für Dermatologie und Allergologie
Biedersteiner Strasse 29, 80802 Munich, Germany

General Organisation, Registration, Hotel, Travel, Networking Program
ADF office, Robert-Koch-Platz 7, 10115 Berlin, Germany
Contact: Elke Schmeckenbecher; Tel: +49 (0)30 24 62 53 16; E-Mail: info@adf-online.de

MEETING ORGANISATION

Hotel Reservations

A list of hotels with special rates for the ADF Annual Meeting can be found on the ADF homepage <http://www.adf-online.de>

Registration Fee Non-members: € 90.00
Members: € 60.00 (Charged as membership fee!)

Students are free of charge upon demonstration of appropriate documents.

Opening Hours of the Conference Bureau

Thursday, March 14, 2019	09:00-19:00
Friday, March 15, 2019	08:00-18:30
Saturday, March 16, 2019	08:30-13:00

Oral Presentations(OP) Duration: 7 min.
Discussion: 3 min.

Projection Talks will be presented by video projection only. Please bring your powerpoint presentation on a CD and/or memory stick. Only presentations suitable for PC can be used (no Mac). All presentations have to be turned in at least 30 minutes prior to each session.

Posters (P) Important:
All Oral Presentations will also have to be presented as posters!
Size of poster boards: width 90 cm, height 150 cm.
Mounting material will be provided.

No DFG session in 2019!

MEETING ORGANISATION

During the ADF Annual Meeting, the following working groups do meet as follows

Wednesday, March 13, 2019:

Dermatological Endocrinology	12:00-19:00, Room tba
Atopic Dermatitis + Skin Barrier	14:00-18:00, Room tba
Experimental Dermatooncology	14:00-18:00, Room tba
Psoriasis	14:30-19:00, Room tba

Thursday, March 14, 2019:

Cutaneous Lymphoma	09:00-13:00, Room tba
Experimental Allergology + Mast cells and Basophils	09:00-13:00, Room tba
Autoimmun blistering skin diseases	09:00-13:00, Room tba
Dermatological Genetics	09:00-13:00, Room tba
Psoriasis	09:30-10:30, Room tba
Acne inversa	10:30-13:00, Room tba
Epidemiology	10:00-13:00, Room tba

The programme of the working group meetings, additional details (chair, contact person, etc.) as well as information about the meetings, especially of those which did not provide this information at the time of programme finalisation, can be found on the ADF Homepage (www.adf-online.de).

About the 46. Annual Meeting of the Arbeitsgemeinschaft Dermatologische Forschung

Dear Colleagues and Friends,

We would like to warmly welcome you to the 46th Annual Meeting of the Arbeitsgemeinschaft Dermatologische Forschung. This year, we have received 237 abstracts out of which we have chosen 36 for oral presentations based on the recommendations of the reviewers. In addition, speakers of three *Quo Vadis Lectures* will present up-to-date topics highlighting novel avenues for future research.

As in previous years, we have a number of awards to give to outstanding scientists. The prize winners of the two main ADF-Awards, the *Egon Macher Award* and the *Paul Langerhans Award* will present their work. Additionally the ADF/ECARF Award, two Awards for Dermato-Oncology and six Translational Research Awards as well as one award specifically dedicated to Atopic Dermatitis research will be given this year. We are grateful to all foundations and supporters to enable the ADF to give these awards.

The posters should be presented during the entire meeting to allow for vivid discussions during the ADF. All oral presentations will also be exhibited as posters to facilitate informal interactions. During the *poster sessions*, *poster walks* will be organized focussing the discussion on specific themes. The twelve best posters nominated by the poster committee will receive a poster award at the end of the meeting.

We are looking forward to this year's workshop, which is devoted to „*Extending the borders of immunity*“. Additional highlights of this year's annual meeting are the *Guenter Goerz Memorial Lecture* and the *Guest Lecture*, which will be given by Nikolaus Romani (Innsbruck) and Jaqueline Lees (Cambridge), respectively.

The ADF steering committee would like to thank the local organizers for their outstanding preparation of the meeting. We are looking forward to hearing your latest work at what we hope will be an enjoyable, informative and memorable ADF Meeting in Munich.

Thank you all for your participation and for your contribution to this meeting!

Evelyn Gaffal
President

Rüdiger Eming
Secretary

Christoffer Gebhardt
Treasurer

The steering committee is very thankful to abstract reviewers, members of the poster committees and guides of poster walks.

Experts for abstract review

I. Bellinghausen, Mainz	C. Geraud, Mannheim	C. Sadik, Luebeck
K. Bieber, Luebeck	N. Glodde, Bonn	C. Schlapbach, Bern
A. Braun, Goettingen	C. Gorzelanny, Mannheim	M. I. Schmidgen, Mainz
C. Brueggen, Zurich	C. Guenther, Dresden	T. Sinnberg, Tuebingen
P. Brunner, Vienna	M. Hoelzel, Bonn	U. Uslu, Erlangen
X. Ding, Cologne	N. Lohmann, Leipzig	T. Wiesner, Vienna
N. Garzorz-Stark, Munich	H. Niessner, Tuebingen	R. Wolf, Marburg

Poster walks and Poster committee

During the poster sessions, the following poster walks take place:

Adaptive Immunity (tba)	Infectious Diseases (J. Ehrchen)
Allergy (W. Pfuetzner)	Innate Immunity (A. Yazdi)
Autoimmunity (E. Schmidt)	Mast cells and Basophils (F. Siebenhaar)
Cellular Biology (S. Eyerich)	Psoriasis (K. Schaekel)
Dermato-Endocrinology (K. Loser)	Translational Research (C. Mauch)
Epidemiology (C. Apfelbacher)	Tumor Biology (S. Haferkamp)
Genetics (J. Frank)	Tumor Immunology (T. Tüting)

We thank *Celgene GmbH, Janssen-Cilag GmbH, La Roche-Posay Laboratoire Dermatologique, Lilly Deutschland GmbH, Novartis Pharma GmbH and Sanofi-Aventis Deutschland GmbH* for their kind support.

Please sign up for a poster walk at the registration. The meeting point will also be there.

All Poster walkers are also members of the Poster committee, which is coordinated by Wolfgang Pfuetzner and Enno Schmidt.

Thursday, March 14, 2019

12:30-14:00 Poster mounting and registration

13:00-14:00 Lunch

14:00-14:10 Welcome Address
T. Biedermann, E. Gaffal

14:10-15:10 Oral Presentations I
Chairs: T. Biedermann, S. Eyerich

OP01/01 14:10 (P132) **The C5a/C5aR1 axis is critically involved in the induction of auto-antibody response in epidermolysis bullosa acquisita**
 J. Tillmann, B. Kovacs, R. Ludwig, J. Koehl, C. Karsten; Luebeck, Cincinnati

OP01/02 14:20 (P076) **The role of HIF1a in skin: trying to preserve epidermal homeostasis during mitochondrial dysfunction**
 J. Boix, J. Naetlitz, O. Baris, R. Wiesner; Cologne, Angers

OP01/03 14:30 (P003) **Depletion of natural killer cells prevents allergen-induced intestinal and airway inflammation in a humanized mouse model of allergy**
 R. Ose, B. Weigmann, J. Maxeiner, P. Schuster, J. Saloga, I. Bellinghausen; Mainz, Erlangen

OP01/04 14:40 (P154) **Antigen-specific tolerance induction in a mouse model of pemphigus vulgaris**
 C. Hudemann, R. Pollmann, M. Hertl, S. Fleischer, R. Eming; Marburg, Hamburg

OP01/05 14:50 (P114) **Antigen specific adoptive CD4 T cell transfer immunotherapy against melanoma causes reactive neutrophil response**
 B. Kruse, T. van der Sluis, N. Shridhar, J. Ruotsalainen, E. Gaffal, T. Tueting; Magdeburg

OP01/06 15:00 (P123) **From coagulation to contact hypersensitivity - PAR2 signaling in cutaneous inflammation**
 M. Schmidgen, J. Springer, T. Schmidt, N. Roehrig, V. Raker, S. Reyda, W. Ruf, K. Steinbrink; Mainz, Muenster

15:10-15:20 ADF Award I
 (Short presentation of awardee)
Paul Langerhans Award*
 M. Hertl, R. Eming

**The ADF thanks Celgene GmbH for the kind support.*

Thursday, March 14, 2019

15:20-15:40 Quo Vadis Lecture I
C. Ellebrecht, Philadelphia: ***Go CAART - Immunotherapy for non-cancer applications***
Introduction: R. Ludwig

15:40-16:10 Coffee break

16:10-18:10 WORKSHOP
Extending the borders of immunity

Organisation/
Moderation:

T. Biedermann, K. Eyerich

V. Ntziachristos, Neuherberg

RSOM – a new world for non-invasive observation of skin pathophysiology

J. Ruland, Munich

Immune sensing - checkpoint of immune metabolism

M. Heikenwälder, Heidelberg

Chronic inflammation, tissue damage, and tumorigenesis

S. Herzig, Neuherberg

Beyond immunity: Tumor-host interactions and systemic energy homeostasis

18:10-21:00 POSTER SESSION AND NETWORKING
With snacks and drinks

Friday, March 15, 2019

08:30-09:30

Oral Presentations II

Chairs: K. Scharffetter-Kochanek, T. Buhl

**OP02/01 08:30
(P055)**

Clinical response to JAK inhibition in patients with familial chilblain lupus and TREX1 mutation

N. Zimmermann, C. Wolf, R. Schwenke, A. Lueth, F. Schmidt, K. Engel, M. Lee-Kirsch, C. Guenther; Dresden

**OP02/02 08:40
(P191)**

Hgf overexpression reveals spontaneous conditional activation of the BrafV600E allele for the development of melanoma in mice

A. Braun, S. Bonifatius, M. Mengoni, T. Tueting, E. Gaffal; Magdeburg

**OP02/03 08:50
(P175)**

Topical inflammasome inhibition - a novel treatment strategy for contact dermatitis

H. Bonnekoh, C. Vera, A. Abad-Perez, J. van Kries, M. Nazaré, N. Mahnke, M. Maurer, J. Scheffel, K. Krause; Berlin

**OP02/04 09:00
(P080)**

Transit amplifying cells, the key players of epidermal renewal, are expanded in psoriatic lesions and show profound transcriptome and partly associated methylome alterations.

K. Witte, K. Juerchott, D. Christou, J. Hecht, G. Salinas, U. Krueger, O. Klein, G. Kokolakis, E. Witte-Haendel, R. Moessner, H. Volk, K. Wolk, R. Sabat; Berlin, Barcelona, Goettingen

**OP02/05 09:10
(P220)**

T-helper-1-cell-induced senescence stabilizes the differentiation and physiological function of neuroendocrine tumors

T. Wieder, E. Brenner, N. Simon, S. Weidemann, F. Ranta, S. Ullrich, B. Fehrenbacher, H. Braumueller, M. Roecken; Tuebingen

**OP02/06 09:20
(P104)**

Disruption of eye's immune privilege in mice with 4-1BB overexpression in basal keratinocytes

E. Gonnelli, M. Kasper, V. Kupas, D. Bauer, A. Heiligenhaus, K. Loser; Muenster

09:30-10:05

POSTER SESSION (all even poster numbers)

10:05-10:40

POSTER SESSION (all odd poster numbers)

10:45-11:25

GUENTER GOERZ MEMORIAL LECTURE

N. Romani, Innsbruck

Langerhans cells – still alive and kickin' after 150 years

Introduction: E. Gaffal, Magdeburg

Friday, March 15, 2019

11:25-12:25 Oral Presentations III

Chairs: M. Maurer, M. Fabri

- OP03/01 11:25 (P138)** **Environmental antigens may promote cross-activation of CD8+ T cells against melanocytes in psoriasis**
Y. Arakawa, S. Vural, A. Arakawa, S. Vollmer, R. Alharbi, M. He, A. Galinski, J. Prinz; Munich
- OP03/02 11:35 (P162)** **Slan+ monocytes produce Interleukin-8 to recruit NK cells and to induce a p21-dependent growth arrest in melanoma cells**
F. Funck, J. Pahl, A. Cerwenka, K. Schaeckel; Heidelberg, Mannheim
- OP03/03 11:45 (P024)** **Visualizing scar development in living tissues reveals the collective migration of fibroblasts mediated by N-cadherin**
D. Jiang, S. Christ, D. Correa Gallegos, P. Ramesh, S. Kalgudde Gopal, Q. Yu, C. Mayr, V. Lupperger, J. Liu, C. Marr, H. Schiller, Y. Rinkevich; Munich
- OP03/04 11:55 (P200)** **The myelin protein PMP2 is regulated by SOX10 and drives melanoma cell invasion**
M. Heppt, S. Graf, A. Wessely, S. Krebs, C. Kammerbauer, E. Hornig, A. Strieder, H. Blum, A. Bosserhoff, C. Berking; Munich, Erlangen
- OP03/05 12:05 (P046)** **IL-17E (IL-25) enhances innate immune responses during murine skin inflammation**
L. Senra, A. Mylonas, R. Kavanagh, P. Fallon, C. Conrad, J. Borowczyk-Michalowska, L. Wrobel, W. Boehncke, N. Brembilla; Geneva, Lausanne, Dublin
- OP03/06 12:15 (P096)** **Exome-wide association study reveals DOK2 as novel atopic dermatitis susceptibility gene harbouring low frequency risk variants**
E. Rodríguez, S. Mucha, H. Baurecht, N. Novak, H. Emmert, W. Lieb, G. Homuth, U. Wehkamp, M. Noethen, L. Paternoster, K. Bønnelykke, A. Peters, T. Werfel, Y. Lee, N. Dand, S. Weidinger, A. Franke, D. Ellinghaus; Kiel, Bonn, Greifswald, Bristol, Copenhagen, Neuherberg, Hannover, Berlin, London

12:25-13:25 Poster Walks

We thank **Celgene GmbH, Janssen-Cilag GmbH, La Roche-Posay Laboratoire Dermatologique, Lilly Deutschland GmbH, Novartis Pharma GmbH and Sanofi-Aventis Deutschland GmbH**

- | | |
|----------------------------------|--|
| Adaptive Immunity (tba) | Infectious Diseases (J. Ehrchen) |
| Allergy (W. Pfuetzner) | Innate Immunity (A. Yazdi) |
| Autoimmunity (E. Schmidt) | Mast cells and Basophils (F. Siebenhaar) |
| Cellular Biology (S. Eyerich) | Psoriasis (K. Schaeckel) |
| Dermato-Endocrinology (K. Loser) | Translational Research (C. Mauch) |
| Epidemiology (C. Apfelbacher) | Tumor Biology (S. Haferkamp) |
| Genetics (J. Frank) | Tumor Immunology (T. Tüting) |

Please sign up for a poster walk at the registration. The meeting point will also be there.

Friday, March 15, 2019

13:25-14:25 Lunchbreak

14:25-15:25 Oral Presentations IV
Chairs: M. Goebeler, M. Stary

OP04/01 14:25 (P164) **Long-term effects on follicular and non-follicular T cell subsets in B cell-depleted patients with pemphigus**
F. Solimani, C. Baum, J. Holstein, R. Pollmann, W. Pfuetzner, K. Ghoreschi, C. Moebs; Marburg, Tuebingen, Berlin

OP04/02 14:35 (P070) **The secretome of skin cancer cells activates mTOR in healthy keratinocytes to convert them into tumorigenic cells**
C. Hoesl, E. Zanuttigh, T. Froehlich, J. Philippou-Massier, S. Krebs, H. Blum, M. Dahlhoff; Munich

OP04/03 14:45 (P144) **Targeting heat shock protein 70 (Hsp70) in melanoma with functionalized theranostic superparamagnetic iron oxide nanoparticles**
M. Shevtsov, B. Nikolaev, Y. Marchenko, L. Yakovleva, G. Multhoff, T. Biedermann, S. Kaesler; Munich, St. Petersburg

OP04/04 14:55 (P019) **IL-10 is the driving force for successful tolerance induction in specific immunotherapy**
C. Hosp, N. Beyersdorf, S. Kranz, J. Stoevesandt, M. Goebeler, T. Sparwasser, A. Trautmann, A. Kerstan; Wuerzburg, Hannover

OP04/05 15:05 (P116) **Identification of a new monocyte subpopulation with prognostic significance in the peripheral blood of patients with advanced melanoma.**
K. Schaak, C. Franklin, S. Horn, D. Schadendorf, M. Goebeler, B. Schilling; Wuerzburg, Cologne, Essen, Leipzig

OP04/06 15:15 (P142) **Gold Compound induces increased Treg frequencies in vitro and TGF β expression in vivo**
S. Haeberle, X. Cheng, R. Gama-Brambila, S. Ghaffory, A. Enk, S. Woelfl, E. Hadaschik; Heidelberg

15:25-15:45 Quo Vadis Lecture II
A. Roesch, Essen
***Overcoming hierarchies:
From cancer stem cells to tumor plasticity***
Introduction: C. Gebhardt, Hamburg

Friday, March 15, 2019

15:45-16:00

ADF Awards II

(Short presentations of awardee)

Egon Macher Award*

S. Goerdts, R. Eming

**The ADF thanks AbbVie GmbH Deutschland for the kind support.*

16:00-16:30

Coffee break

+ Best of ADF Winter School 2019

16:30-17:30

GUEST LECTURE

Jaqueline Lees, Cambridge

How and why does Uveal Melanoma differ from Cutaneous Melanoma?

Introduction/discussion: E. Gaffal, Magdeburg

17:30-18:00

ADF Awards III

ADF Dermato Oncology Award*

M. Kunz

ADF/ECARF Award for European Allergy Research**

T. Zuberbier

ADF Translational Research Awards***

R. Eming

ADF Atopic Dermatitis Research Award****

W. Pfuetzner, E. Schmidt

Thanks from the ADF to the

**Erwin & Irmgard Egner-Stiftung*

***European Centre for Allergy Research Foundation (ECARF)*

****Novartis Pharma GmbH*

*****Sanofi-Aventis Deutschland GmbH*

18:00-19:00

ADF General Assembly

(for agenda please see ADF-Homepage, www.adf-online.de)

19:30-?

Skin Research Forum

ISARPOST, Sonnenstraße 24-26, 80331 München

Saturday, March 16, 2019

09:00-10:00

Oral presentations V

Chairs: S. Eming, L. Erpenbeck

**OP05/01 09:00
(P109)**

IgG of scleroderma patients establishes a proinflammatory and profibrotic phenotype in monocyte-like THP-1 cells

S. Murthy, M. Wannick, G. Eleftheriadis, H. Busch, A. Kuenstner, A. Mueller, O. Cabral-Marques, D. Zillikens, G. Riemekasten, C. Sadik; Luebeck

**OP05/02 09:10
(P065)**

Nummular eczema - a distinct clinical entity with overlapping features of both, psoriasis and atopic eczema

A. Boehner, A. Zink, F. Lauffer, T. Biedermann, K. Eyerich; Munich

**OP05/03 09:20
(P014)**

Skin barrier-disrupted FlgHrnr-deficient mice reveal strain- and sensitization-dependent susceptibility to the progression of the atopic march

F. Fries, K. Reier, T. Buhl, M. Mempel, M. Schoen, A. Braun; Goettingen

**OP05/04 09:30
(P124)**

Mast cells modulate viral-specific CD8 T cell activation during Herpes simplex viral infection

Y. Arestova, W. Azab, M. Munoz, M. Maurer; Berlin

**OP05/05 09:40
(P218)**

Uncovering Microtubule-Driven Mechanisms of Melanoma Invasion

R. Ju, Y. Chhabra, N. Haass, S. Stehbens; Brisbane

**OP05/06 09:50
(P126)**

GARP dependent induction of Treg by platelets: implications for malignant melanoma?

N. Zimmer, S. Zimmer, E. Walter, S. Hahn, K. Jurk, S. Grabbe, A. Tuettenberg; Mainz

10:00-10:20

Quo Vadis Lecture III

G. Sary, Vienna

Tissue-resident T cells - Built to last

Introduction: K. Loser, Muenster

10:20-11:05

POSTER SESSION (all even poster numbers)

11:05-11:50

POSTER SESSION (all odd poster numbers)

Saturday, March 16, 2019

11:50-12:50

Oral Presentations VI

Chairs: K. Eyerich, K. Ghoreschi

**OP06/01 11:50
(P130)**

Effect of phosphodiesterase-4 inhibition on skin and mucosal lesions in experimental anti-laminin 332 mucous membrane pemphigoid

S. Tofern, A. Faehnrich, S. Kuenzel, R. Ludwig, D. Zillikens, H. Busch, E. Schmidt; Luebeck, Ploen

**OP06/02 12:00
(P199)**

Increased permeability of tumor blood vessels is triggered by membrane attack complex activated neutrophils

X. Liu, Y. Wang, A. Bauer, M. Kirschfink, C. Gorzelanny, S. Schneider; Mannheim, Hamburg, Heidelberg

**OP06/03 12:10
(P135)**

IL-9-producing T helper cells are a subpopulation of PPAR-gamma+ TH2 cells

L. von Meyenn, C. Micossé, C. Adam, B. Homey, D. Simon, B. Snijder, M. Schmidt, C. Schlapbach; Bern, Wuerzburg, Duesseldorf, Zurich

**OP06/04 12:20
(P071)**

Breaking epidermal stem cell quiescence in cutaneous wound healing

E. Makrantonaki, A. Brown, K. Singh, I. Krikki, S. Schatz, M. Dahlhoff, S. Munir, A. Basu, M. Alupej, P. Maity, M. Wlaschek, K. Scharffetter-Kochanek; Ulm, Wildeshausen, Munich

**OP06/05 12:30
(P139)**

Integrin α E (CD103) regulates dermal Innate Lymphoid Cells Type 2 in Contact Hypersensitivity Reactions

A. Bergmann, K. Honold, F. Heinemeier, M. Schoen, T. Buhl; Goettingen

**OP06/06 12:40
(P134)**

Transcriptional profiling reveals factors for long-term survival of skin-resident T cells in hematopoietic stem cell recipients

J. Strobl, R. Pandey, N. Bayer, M. Mayrdorfer, B. Reininger, L. Kleissl, P. Kalhs, W. Rabitsch, C. Bock, G. Hopfinger, T. Krausgruber, G. Stary; Vienna

12:50-13:20

POSTER AWARDS*

Chairs: W. Pfuetzner, E. Schmidt

**The ADF thanks Almirall Hermal GmbH,*

Dr. August Wolff GmbH & Co. KG Arzneimittel, BioLegend GmbH and Lilly Deutschland GmbH for their support.

13:20

Acknowledgements, Farewell, End of Meeting

E. Gaffal

POSTER SESSIONS

All posters:	Thursday,	March 14,	18:10-21:00 Uhr
Even poster numbers:	Friday,	March 15,	09:30-10:05 Uhr
	Saturday,	March 16,	10:20-11:05 Uhr
Odd poster numbers:	Friday,	March 15,	10:05-10:40 Uhr
	Saturday,	March 15,	11:05-11:50 Uhr

Allergy

- P001** **Raster-scan optoacoustic mesoscopy for precision assessment in allergy patch testing of the skin**
B. Hindelang, J. Aguirre, A. Bereznoi, K. Eyerich, V. Ntziachristos, T. Biedermann, U. Darsow; Munich
- P002** **Tolerance induction by prophylactic epicutaneous allergen-specific immunotherapy in a preclinical model of Hymenoptera venom-sensitized mice**
M. Schuppe, C. Kiselmann, D. Dobler, A. Wacker, O. Schmidt, F. Runkel, T. Schmidts, W. Pfuetzner, C. Moebs; Marburg, Giessen, Niederdorfelden
- P003** **Depletion of natural killer cells prevents allergen-induced intestinal and airway inflammation in a humanized mouse model of allergy**
R. Ose, B. Weigmann, J. Maxeiner, P. Schuster, J. Saloga, I. Bellinghausen; Mainz, Erlangen
- P004** **Cutaneous mast cells are increased in patients with cholinergic urticaria**
Y. Wang, J. Scheffel, M. Maurer, S. Altrichter; Berlin
- P005** **Human IL-10 DC facilitate cross-tolerance in birch pollen allergic patients with associated food allergy in vitro and in vivo**
P. Rostan, E. Graulich, V. Raker, B. Weigmann, A. Wangorsch, R. Ose, I. Bellinghausen, S. Scheurer, K. Steinbrink; Mainz, Erlangen, Langen, Muenster
- P006** **Changes in immunoglobulin levels under real-life pollen exposure: Role of nasal IgA and IgG antibodies**
M. Goekkaya, T. Nussbaumer, M. Amisi, N. Bounas-Pyrras, S. Bezold, F. Haering, G. Hammel, I. Beck, L. Aglas, F. Ferreira, F. Redegeld, A. Chaker, A. Neumann, A. Damialis, S. Gilles, C. Traidl-Hoffmann; Augsburg, Neuherberg, Munich, Salzburg, Utrecht, Davos
- P007** **ICOS drives TH22 involvement in atopic dermatitis**
Q. Jiao, Q. Qian, C. Liu, Y. Luo, F. Fang, M. Wang, J. Ji, H. Qian, X. Zhang, M. Maurer; Suzhou, Berlin
- P008** **Crosstalk between allergic and autoimmune reactions: clinically relevant type I diabetes prevented the development of allergic contact dermatitis in mice.**
T. Schmidt, N. Lorenz, V. Raker, K. Steinbrink; Mainz, Muenster
- P009** **Myeloid cell-specific expression of PAR2 and coagulation factors in patients with allergic contact dermatitis**
J. Springer, S. Ritz, D. Becker, W. Ruf, M. Schmidgen, K. Steinbrink; Mainz, Muenster

SCIENTIFIC PROGRAMME

- P010** **Nasal microbiome under natural pollen exposure conditions: a time series analysis in allergic rhinitis patients vs. health subjects**
D. Rauer, C. Huelpuesch, M. Reiger, T. Nussbaumer, A. Obersteiner, M. Rothballer, F. Haering, A. Damialis, C. Traidl-Hoffmann, A. Neumann, S. Gilles-Stein; Augsburg, Oberschleissheim, Davos
- P011** **FXII-inhibiting effects reduce due to cleavage of Mast cell chymase to C1 inhibitor.**
C. Vera Ayala, M. Magerl, M. Maurer, J. Scheffel; Berlin
- P012** **C57BL/6J and C57BL/6N mice show equivalent T helper cell profiles and strength of anaphylaxis in a murine food allergy model**
T. Storz, V. Singh, F. Woelbing, Y. Skabytska, T. Biedermann, T. Volz; Munich
- P013** **Screening of skin commensals for potential therapeutical use in atopic dermatitis**
S. Knox, M. Koeberle, I. Hoelge, Y. Skabytska, T. Biedermann, Y. Amar; Munich
- P014** **Skin barrier-disrupted FlgHnr-deficient mice reveal strain- and sensitization-dependent susceptibility to the progression of the atopic march**
F. Fries, K. Reier, T. Buhl, M. Mempel, M. Schoen, A. Braun; Goettingen
- P015** **Skin microbiome diversity and transcriptome profiling in patients with atopic dermatitis**
Y. Amar, R. Bleuel, R. Silva, B. Foesel, A. Schoeler, M. Schloter, E. Graf, T. Strom, I. Lagkouvardos, K. Neuhaus, T. Biedermann, M. Koeberle; Munich, Neuherberg, Freising
- P016** **Double-edged role of IL-33 in human skin mast cells: reduced degranulation, strengthened proliferation and heightened histamine synthesis through p38 activation**
M. Babina, Z. Wang, K. Franke, S. Guhl, M. Artuc, T. Zuberbier; Berlin
- P017** **Skin rashes induced by vemurafenib are caused by aryl hydrocarbon receptor antagonism**
H. Hawerkamp, A. Kislat, P. Gerber, M. Pollet, A. Soshilov, M. Denison, A. Momin, S. Arold, A. Datsi, S. Braun, P. Oláh, M. Lacouture, J. Krutmann, T. Haarmann-Stemann, B. Homey, S. Meller; Duesseldorf, Davis, Thuwal, Pécs, New York
- P018** **FPR3 binding by processed lipocalin allergens mediates IL-12 downregulation and TH2 polarisation**
D. Klaver, B. Posch, A. Geisler, M. Herrmann, C. Heufler; Innsbruck
- P019** **IL-10 is the driving force for successful tolerance induction in specific immunotherapy**
C. Hosp, N. Beyersdorf, S. Kranz, J. Stoevesandt, M. Goebeler, T. Sparwasser, A. Trautmann, A. Kerstan; Wuerzburg, Hannover
- P020** **DRESS syndrome in a patient with metastatic malignant melanoma induced by targeted therapy with the BRAF inhibitors vemurafenib and dabrafenib**
J. Pickert, C. Moebs, M. Schulze-Dasbeck, L. Logenthiran, M. Gschnell, S. Muehlenbein, W. Pfuetzner, A. Bender; Marburg
- P021** **Murine mast cells express the anaphylatoxin receptor C3aR**
N. Gross, C. Scholz, S. Nsiah-Dosu, N. Ernst, K. Bieber, J. Koehl, K. Hartmann; Luebeck, Cincinnati

Cellular Biology

- P022** **Insulin activates ADAMs via phosphatidylserine exposure**
L. Baumecker, M. Laudes, K. Reiss; Kiel
- P023** **The role of the plasma membrane for ADAM10-mediated prion protein release**
M. Ludewigt, L. Linsenmeier, H. Altmeyen, M. Veit, M. Sperrhake, K. Reiss, M. Glatzel;
Kiel, Hamburg
- P024** **Visualizing scar development in living tissues reveals the collective migration of fibroblasts mediated by N-cadherin**
D. Jiang, S. Christ, D. Correa Gallegos, P. Ramesh, S. Kalgudde Gopal, Q. Yu, C. Mayr, V. Lupperger, J. Liu, C. Marr, H. Schiller, Y. Rinkevich; Munich
- P025** **mTORC1 - a potential player in the pathogenesis of acne inversa ?**
A. Dmitriev, A. Koenig, V. Lang, S. Diehl, A. Pinter, C. Buerger; Frankfurt
- P026** **Function of LRRC8 volume-regulated anion channels during hypotonic stress response and differentiation of human keratinocytes**
J. Trothe, V. Lang, V. Scalise, T. Ertongur-Fauth, C. Buerger; Frankfurt, Zwingenberg
- P027** **A DNA-repair independent pathomechanism in trichothiodystrophy**
F. Khalid, T. Phan, M. Alupej, P. Maity, K. Scharffetter-Kochanek, S. Iben; Ulm
- P028** **Differential influence of individual human skin microbiota on the expression of innate defense genes**
Y. Farid, F. Rademacher, H. Hinrichs, R. Glaeser, S. Gerdes, S. Weidinger, J. Harder; Kiel
- P029** **Osteopontin Released from Mesenchymal Stem Cells Dampen Unrestrained M1 Macrophage Activation via TSG-6 and IL-1RA**
F. Ferreira, P. Maity, P. Meyer, N. Scheuermann, J. Weiss, M. Wlaschek, K. Scharffetter-Kochanek; Ulm
- P030** **Mitochondrial DNA depletion leads to impaired proliferation, migration and contractile performance of dermal fibroblasts**
J. Naetlitz, J. Boix, D. Weiland, S. Eming, R. Wiesner; Cologne
- P031** **Deletion of the autophagy gene Atg7 in K14-positive epithelial cells impairs the iron metabolism of murine ameloblasts**
S. Suksee, U. Schwarze, R. Gruber, E. Tschachler, L. Eckhart; Vienna
- P032** **Gene expression analysis and phylogenetic profiling of keratin K24**
F. Ehrlich, M. Laggner, E. Tschachler, L. Eckhart; Vienna
- P033** **Inflammatory reactivity of reconstructed human epidermis to metal haptens by integration of TLR4-positive cells**
V. Frings, D. Mueller, G. Storz, H. Sennfelder, C. Adam, M. Goebeler, F. Groeber-Becker, M. Schmidt; Wuerzburg
- P034** **The role of RNase 7 as an immunomodulatory molecule during skin injury**
F. Rademacher, M. Simanski, H. Hinrichs, R. Glaeser, S. Wagenknecht, V. Kopfnagel, T. Werfel, J. Harder; Kiel, Hannover
- P035** **NF-kappaB c-Rel suppressed dermal fibroblasts display impaired fibrosis-associated cellular mechanisms**
L. Micus, F. Trautschold-Krause, M. Schoen, C. Seitz, V. Lorenz; Goettingen

- P036** **A novel pathomechanism: are Cockayne syndrome and trichothiodystrophy ribosomopathies?**
M. Alupeï, F. Khalid, T. Phan, P. Maity, K. Scharffetter-Kochanek, S. Iben; Ulm
- P037** **TRADD regulates TNF complex I formation but is irrelevant for TNF-induced apoptosis**
M. Feoktistova, R. Makarov, D. Panayotova-Dimitrova; Aachen
- P038** **Combinatory treatment with IFN gamma and triamcinolone diversely influences normal and keloid fibroblasts – a potential keloid treatment?**
T. Euler, G. Reichenbach, M. Meissner, E. Valesky, R. Kaufmann, S. Kippenberger, N. Zoeller; Frankfurt
- P039** **Indocyanine green influences cell viability after irradiation with water-filtered near-infrared - a new photodynamic therapy?**
N. Zoeller, K. Merkewitz, G. Reichenbach, M. Jaeger, J. Kleemann, R. Kaufmann, S. Kippenberger; Frankfurt
- P040** **Disulfiram efficiently induces cell death in BRAF Wild-Type melanoma cells through a massive induction of reactive oxygen species**
F. Meraz-Torres, A. Biesemeier, M. Schaller, O. Riess, C. Garbe, H. Niessner, T. Sinnberg; Tuebingen
- P041** **Aberrant mTORC1 activity is regulated via TSC2 and transmits signals towards Stat3 to mediate the psoriatic differentiation defect**
V. Lang, S. Diehl, R. Kaufmann, C. Buerger; Frankfurt
- P042** **Automated immuno-histo-enzymatic investigation of measurable metabolic enzyme activity in cryosections of skin and epidermal equivalents.**
C. Kremslehner, A. Miller, R. Nica, I. Nagelreiter, B. Golabi, J. Lachner, F. Ferrara, M. Gschwandtner, E. Tschachler, A. Haschemi, F. Gruber; Vienna, Kannapolis
- P043** **Differential expression of toll like receptors and antibiotic peptides by human keratinocytes**
J. Heusinger, T. Herter-Kermann, M. Sticherling; Erlangen

Chemokines/Cytokines

- P044** **The role of EBI2 in skin inflammation**
F. Wanke, S. Moos, F. Kurschus; Mainz, Heidelberg
- P045** **Efficacy of the anti-interleukin 17A monoclonal antibody secukinumab in acute generalized exanthematous pustulosis**
B. Gualtieri, F. Solimani, C. Moebs, M. Hertl, W. Pfuetzner; Marburg, Pisa
- P046** **IL-17E (IL-25) enhances innate immune responses during murine skin inflammation**
L. Senra, A. Mylonas, R. Kavanagh, P. Fallon, C. Conrad, J. Borowczyk-Michalowska, L. Wrobel, W. Boehncke, N. Brembilla; Geneva, Lausanne, Dublin
- P047** **The IL-31-producing circulating T cells subset represents a unique population of CLA⁺ CRTH2⁺ CCR4⁺ effector memory T cells**
A. Datsi, K. Raba, S. Kellermann, R. Sorg, B. Homey; Duesseldorf

- P048** **IL-17A and IL-17E disparately affect the basic functions of keratinocytes and may contribute to different aspects of the pathophysiology of psoriasis.**
J. Borowczyk-Michalowska, C. Buerger, L. Senra, V. Lang, W. Boehncke, N. Brembilla;
Geneva, Frankfurt

Clinical Research

- P049** **Digital Assessment of Hidradenitis suppurativa disease activity**
A. Wiala, M. Schoellhammer, S. Singh, K. Rappersberger, H. Schnidar, C. Posch;
Vienna, Munich
- P050** **Impact of Prior Treatment History on Efficacy of Risankizumab Compared with Placebo in Patients with Moderate-to-Severe Plaque Psoriasis: Integrated Analyses from Three Phase 3 Trials**
B. Strober, J. Lambert, Y. Gu, E. Thompson, W. Valdecantos, A. Menter;
Farmington, Gent, Chicago, Redwood City, Dallas
- P051** **Efficacy and Safety of Risankizumab Compared with Adalimumab in Patients with Moderate-to-Severe Plaque Psoriasis: Results from the Phase 3 IMMvent Trial**
K. Reich, M. Gooderham, D. Thaci, J. Crowley, C. Ryan, J. Kruger, T. Tsai, M. Flack, Y. Gu, D. Williams, E. Thompson, C. Paul;
Berlin, Ontario, Luebeck, Bakerstfield, Dublin, New Yorck, Taipei, Ridgefield, Chicago, Toulouse
- P052** **Efficacy of Risankizumab Compared with Placebo Across Subgroups in Patients with Moderate-to-Severe Plaque Psoriasis: Integrated Analyses from Three Phase 3 Trials**
M. Lebwohl, P. Ghislain, F. Kerdel, Y. Gu, J. Valdes, E. Thompson, C. Lynde;
New Yorck, Brussels, Miami, Chicago, Redwood City, Markham
- P053** **Optical coherence tomography as a novel intravital method for human hair follicle morphological analyses**
J. Lehmann, J. Chéret, B. Kemper, A. Barroso Pea, R. Paus, M. Bertolini;
Muenster, Miami, Muenster, Manchester
- P054** **T-cell responses against autoantigens of the skin in patients with lichen sclerosis**
R. Maglie, F. Solimani, D. Didona, V. Mortasawi, M. Hertl, R. Pollmann; Marburg, Florence
- P055** **Clinical response to JAK inhibition in patients with familial chilblain lupus and TREX1 mutation**
N. Zimmermann, C. Wolf, R. Schwenke, A. Lueth, F. Schmidt, K. Engel, M. Lee-Kirsch, C. Guenther; Dresden
- P056** **Pre-treatment progression dynamics of melanoma determines response to anti PD-1 immunotherapy**
N. Wagner, M. Lenders, A. Forschner, U. Leiter, B. Klumpp, C. Garbe, T. Eigentler;
Tuebingen, St.Gallen, Winnenden

SCIENTIFIC PROGRAMME

- P057 Occurrence of autoimmune thyroiditis predicts response and favorable progression-free survival of melanoma patients receiving PD-1 antibodies**
N. Wagner, J. Winter, A. Forschner, U. Leiter, I. Tampouri, I. Thomas, J. Krochmann, M. Gassenmaier, D. Sossau, A. Scheu, L. Kofler, G. Glatthaar, D. Doecker, K. Schweinzer, T. Silber, C. Garbe, T. Eigentler; Tuebingen, St.Gallen
- P058 Multiparametric characterization of T and B cell subsets in pemphigus vulgaris**
C. Baum, J. Holstein, F. Solimani, R. Pollmann, C. Moebis, K. Ghoreschi, W. Pfuetzner; Marburg, Tuebingen, Berlin
- P059 Bullous pemphigoid with the picture of acquired reactive perforating dermatosis**
F. Schauer, J. Kern, K. Technau-Hafsi, F. Meiss, K. Thoma, I. Athanasiou, G. Di Zenzo, K. Izumi, W. Nishie, H. Shimizu, L. Bruckner-Tuderman, D. Kiritsi; Freiburg, Box Hill, Victoria, Sapporo
- P060 Effect of skin neutral pH versus basic emollient application on skin microbiome and physiology in atopic dermatitis patients and healthy controls**
C. Huelpuesch, K. Tremmel, T. Nussbaumer, M. Bhattacharyya, A. De Tomassi, V. Schwierzeck, G. Hammel, A. Neumann, M. Reiger, C. Traidl-Hoffmann; Augsburg
- P061 CD23 is a biomarker of clinical response to IgE-specific immunoadsorption in patients with severe atopic eczema**
R. Wang, J. Thomas, R. Batra, T. Biedermann, F. Theis, S. Eyerich, K. Eyerich; Munich, Neuherberg
- P062 MicroBIEM - Microbiome analysis tool with automated decision making and user-friendly graphical interface**
T. Nussbaumer, C. Huelpuesch, V. Schwierzeck, D. Rauer, M. Bhattacharyya, S. Gilles, C. Traidl-Hoffmann, M. Reiger, A. Neumann; Augsburg, Neuherberg
- P063 Autologous skin-derived ABCB5+ mesenchymal stem cells as advanced-therapy medicinal product to treat chronic venous ulcers**
A. Kerstan, E. Niebergall-Roth, H. Schroeder, K. Kahlert, P. Schrufer, S. Endres, K. Kraft, F. Hassinger, K. Dieter, N. Tappenbeck, J. Esterlechner, N. Frank, M. Frank, J. Beck, C. Ganss, M. Kluth; Wuerzburg, Heidelberg, Boston, Perth
- P064 Hidradenitis suppurativa leads to a profound impairment in quality of life**
S. Schneider-Burrus, A. Tsaousi, R. Sabat; Berlin
- P065 Nummular eczema - a distinct clinical entity with overlapping features of both, psoriasis and atopic eczema**
A. Boehner, A. Zink, F. Lauffer, T. Biedermann, K. Eyerich; Munich
- P066 A novel approach for Hidradenitis suppurativa scoring**
G. Kokolakis, S. Schneider-Burrus, R. Sabat; Berlin

Dermato-Endocrinology

- P067 The alpha7 nicotinic acetylcholine receptor agonist PHA-543613 has antifibrotic activity in vivo in the scleroderma mouse model**
A. Stegemann, T. Luger, M. Boehm; Muenster
- P068 High fat diet exacerbates skin inflammation independent of obesity: Saturated fatty acids as key players**
D. Herbert, S. Franz, U. Anderegg, J. Simon, A. Saalbach; Leipzig

SCIENTIFIC PROGRAMME

- P069** **New insights into the effects of melatonin on human melanogenesis**
K. Kleszczynski, B. Bilaska, A. Stegemann, M. Sarna, E. Pyza, M. Boehm; Muenster, Krakow
- P070** **The secretome of skin cancer cells activates mTOR in healthy keratinocytes to convert them into tumorigenic cells**
C. Hoesl, E. Zanuttigh, T. Froehlich, J. Philippou-Massier, S. Krebs, H. Blum, M. Dahlhoff; Munich
- P071** **Breaking Epidermal Stem Cell Quiescence in Cutaneous Wound Healing**
E. Makrantonaki, A. Brown, K. Singh, I. Krikki, S. Schatz, M. Dahlhoff, S. Munir, A. Basu, M. Alupej, P. Maity, M. Wlaschek, K. Scharffetter-Kochanek; Ulm, Wildeshausen, Munich
- P072** **Prolylcarboxypeptidase – an emerging player in immune-mediated inflammatory skin diseases?**
N. Tsiskarishvili, A. Stegemann, S. Koenig, U. Schreiber, M. Boehm; Muenster, Tbilisi

Dermatopathology

- P073** **Analysis of the diagnostic value and practicability of serration pattern analysis by direct immunofluorescence microscopy in pemphigoid diseases**
M. Holtsche, N. van Beek, A. Kuenstner, H. Busch, D. Zillikens, E. Schmidt; Luebeck
- P074** **JAK1/3-inhibition preserves epidermal morphology in full thickness 3D skin models of atopic dermatitis and psoriasis**
K. Clarysse, C. Pfaff, Y. Marquardt, L. Huth, I. Kortekaas Krohn, D. Kluwig, B. Luescher, J. Gutermuth, J. Baron; Brussels, Aachen
- P075** **Ex vivo confocal laser scanning microscopy: an innovative method for direct immunofluorescence of cutaneous vasculitis**
I. Bagci, R. Aoki, S. Krammer, T. Ruzicka, M. SÄirdy, D. Hartmann; Munich, Budapest
- P076** **The role of HIF1a in skin: trying to preserve epidermal homeostasis during mitochondrial dysfunction**
J. Boix, J. Naetlitz, O. Baris, R. Wiesner; Cologne, Angers
- P077** **Radiation dermatitis: Treatment with cold atmospheric pressure plasma and pathomechanistic assessments in mice**
T. Bernhardt, T. Borchard, W. Vioel, G. Hildebrandt, B. Vollmar, S. Emmert, L. Boeckmann; Rostock, Goettingen
- P078** **The power of neural networks to detect cutaneous basal cell carcinomas in histological sections**
S. Kimeswenger, G. Klambauer, G. Lang, R. Silye, W. Hoetzenecker; Linz
- P079** **IL23 differentially regulates cytokine profile of Th17 subsets leading to deviation of protective and pathogenic Th17 cells**
D. Ranzinger, J. Thomas, P. Seiringer, T. Biedermann, C. Schmidt-Weber, S. Eyerich, K. Eyerich; Munich
- P080** **Transit amplifying cells, the key players of epidermal renewal, are expanded in psoriatic lesions and show profound transcriptome and partly associated methylome alterations.**
K. Witte, K. Juerchott, D. Christou, J. Hecht, G. Salinas, U. Krueger, O. Klein, G. Kokolakis, E. Witte-Haendel, R. Moessner, H. Volk, K. Wolk, R. Sabat; Berlin, Barcelona, Goettingen

SCIENTIFIC PROGRAMME

- P081** **IL-17 pathway in hidradenitis suppurativa**
K. Wolk, E. Witte-Haendel, K. Witte, D. Christou, G. Kokolakis, R. Sabat; Berlin
- P082** **Non-invasive diagnostic approaches for psoriasis and lupus erythematosus**
A. Berekmeri, M. Shalhaf, T. Macleod, A. Alase, E. Vital, M. Stacey, M. Wittmann; Leeds

Epidemiology

- P083** **Exposed children - protected parents: Shading of playgrounds as an intervention field of skin cancer and dermatological prevention**
S. Schneider, A. Bolbos, P. Kadel, B. Holzwarth; Mannheim
- P084** **Sunless tanning products: Healthy alternative or risky addition to tanning bed use?**
K. Diehl, T. Goerig, L. Schilling, S. Schneider; Mannheim
- P085** **How important are attractiveness-related motives for tanning behavior? Findings from a nationwide representative survey**
T. Goerig, S. Schneider, L. Schilling, K. Diehl; Mannheim
- P086** **Frequency and comorbidities of eczema in an elderly population in Germany: Results from AUGUR**
K. Drewitz, K. Stark, M. Zimmermann, I. Heid, C. Apfelbacher; Regensburg
- P087** **Comparing keratinocyte carcinoma in high-risk outdoor professions and a control group**
A. Zink, L. Tizek, M. Schielein, A. Boehner, M. Wildner, T. Biedermann; Munich
- P088** **Treatment of moderate-to-severe atopic dermatitis (AD) after the approval of the first biologic agent: results from the german national registry TREATgermany**
D. Stoelzl, S. Abraham, E. Haufe, I. Harder, A. Heratizadeh, A. Kleinheinz, E. Weisshaar, A. Wollenberg, A. Zink, M. Radtke, B. Gerlach, M. Hilgers, M. Worm, R. von Kiedrowski, F. Wiemers, P. Staubach-Renz, M. Pawlak, M. Bell, K. Schaekel, I. Fell, C. Han; Kiel, Dresden, Hannover, Buxtehude, Heidelberg, Munich, Hamburg, Aachen, Berlin, Selters/Westerwald, Leipzig, Mainz, Heiligenstadt, Andernach, Bad Soden, Bremen, Bonn, Burgstaedt, Duesseldorf, Langenau, Bielefeld

Genetics

- P089** **Evaluation of genetic variants in new-onset hidradenitis suppurativa patients by exome sequencing**
C. Posch, R. Ahn, A. Wiala, K. Rappersberger, W. Liao;
Munich, Vienna, Los Angeles, San Francisco
- P090** **Genetic characterization of acral melanoma using a targeted next-generation-sequencing panel**
A. Zaremba, R. Murali, P. Jansen, I. Moeller, A. Sucker, A. Paschen, L. Zimmer, E. Livingstone, T. Brinker, A. Roesch, S. Ugurel, D. Schadendorf, K. Griewank, I. Cosgarea; Essen, New York, Nieder-Olm, Heidelberg, Newcastle upon Tyne

SCIENTIFIC PROGRAMME

- P091 Exome sequencing of CD18 hypomorphic PL/J mice reveals novel non-synonymous mutations in psoriasis associated genes**
R. Pandey, K. Singh, K. Singh, H. Wang, K. Scharffetter-Kochanek; Ulm, Shanghai
- P092 Desmoplakin gene variants and risk for skin and heart diseases: usefulness of a functional biochemical assay**
B. Favre, N. Bégré, L. Borradori; Bern
- P093 Gene editing as a therapeutic option for epidermolytic ichthyosis**
O. March, T. Lettner, A. Klausegger, M. Ablinger, T. Kocher, S. Hainzl, P. Peking, N. Lackner, M. Aushev, U. Koller, J. Reichelt; Salzburg, Newcastle
- P094 Generation and characterization of a SNAP29 knockout in immortalized human fibroblasts using CRISPR/Cas9**
M. Martens, J. Lehmann, C. Seebode, L. Boeckmann, S. Emmert; Rostock
- P095 Enhanced susceptibility to poly(I:C) in SMARCAD1 deficient fibroblasts from patients with Hurler Syndrome**
B. Klein, N. Zimmermann, M. Lee-Kirsch, Y. Lee, C. Guenther; Dresden, Berlin
- P096 Exome-wide association study reveals DOK2 as novel atopic dermatitis susceptibility gene harbouring low frequency risk variants**
E. Rodríguez, S. Mucha, H. Baurecht, N. Novak, H. Emmert, W. Lieb, G. Homuth, U. Wehkamp, M. Noethen, L. Paternoster, K. Bäckmann, A. Peters, T. Werfel, Y. Lee, N. Dand, S. Weidinger, A. Franke, D. Ellinghaus; Kiel, Bonn, Greifswald, Bristol, Copenhagen, Neuherberg, Hannover, Berlin, London
- P097 RNA Profiling of Bullous Pemphigoid Patient Skin**
C. Schwarm, M. Holtsche, C. Hammers, A. Dieterich, O. Horváth, M. Sairdy, A. Franke, M. Hirose, A. Kuenstner, M. Freitag, H. Busch, C. Sadik, D. Zillikens, E. Schmidt, S. Ibrahim, . German AIBD Study Group; Luebeck, Munich, Kiel
- P098 Mitochondrial mutations in pemphigus vulgaris**
M. Witte, D. Zillikens, S. Ibrahim; Luebeck

Immunology

- P099 Sodium chloride is an ionic checkpoint for human Th2 cell responses and shapes the atopic skin microenvironment**
J. Matthias, H. Meinel, J. Maul, Y. Chao, R. Noster, H. Gerstenberg, S. Donakonda, T. Biedermann, P. Knolle, D. Baumjohann, H. Gerstenberg, C. Zielinski; Munich, Berlin
- P100 The leukocyte compartment in subcutaneous white adipose tissue - an immunological compartment apart from the skin?**
M. Brueggen, J. Strobl, N. Li, F. Koszik, R. Naito, M. Zeida, H. Kiprof, L. French, G. Stingl; Zurich, Vienna, Fukuoka
- P101 Analysis of immune cell populations in systemic sclerosis**
J. Haub, V. Raker, N. Lorenz, E. Wagner, D. Schuppan, K. Steinbrink; Mainz, Madrid, Muenster
- P102 Relevance of neutrophil extracellular traps during vessel damage in skin-limited IgA immune complex vasculitis**
S. Mayer-Hain, K. Pappelbaum, M. Neufeld, C. Mitschang, C. von Hodenberg, F. Schedel, J. Ehrchen, J. Roth, T. Vogl, C. Sunderkoetter; Muenster, Halle (Saale)

- P103** **The Yersinia outer protein M (YopM) reduces keratinocyte hyperproliferation and neutrophil infiltration psoriasis-like inflammation in mice**
M. Schneeweiss, M. Poceva, A. Gossens, C. Rueter, A. Schmidt, K. Loser; Muenster
- P104** **Disruption of eye's immune privilege in mice with 4-1BB overexpression in basal keratinocytes**
E. Gonnelli, M. Kasper, V. Kupas, D. Bauer, A. Heiligenhaus, K. Loser; Muenster
- P105** **Clinical signs of epithelial surface disruption impact pain and sexual Health in Patients with moderate to severe genital psoriasis**
A. Schloebe; Bad Homburg
- P106** **No reactivation of tuberculosis in Patients with latent tuberculosis infection while on ixekizumab treatment: a report from 11 clinical studies**
S. Suess; Bad Homburg
- P107** **Preclinical efficacy of NLRP3 small molecule inflammasome inhibitors: Implications for future treatment of autoinflammatory syndromes.**
A. Abad-Perez, S. Frischbutter, N. Mahnke, J. v. Kries, M. Nazaré, M. Maurer, J. Scheffel, K. Krause; Berlin
- P108** **12/15-lipoxygenase counteracts and resolves pemphigoid disease-like dermatitis**
T. Sezin, N. Ferreirós, C. Attah, K. Ochirbold, M. Seutter, S. Mousavi, D. Zillikens, G. Geisslinger, C. Sadik; Luebeck, Frankfurt
- P109** **IgG of scleroderma patients establishes a proinflammatory and profibrotic phenotype in monocyte-like THP-1 cells**
S. Murthy, M. Wannick, G. Eleftheriadis, H. Busch, A. Kuenstner, A. Mueller, O. Cabral-Marques, D. Zillikens, G. Riemekasten, C. Sadik; Luebeck
- P110** **Differential impact of PI3K isoforms on neutrophil activation pathways**
H. Zillikens, A. Kasprick, M. Behnen, T. Laskay, X. Yu, F. Petersen, R. Ludwig, K. Bieber; Luebeck, Borstel
- P111** **Skin-resident CD49a+ ILC1s in Imiquimod-induced Psoriasisiform Dermatitis**
B. Evers, Y. Skabytska, P. Knolle, T. Biedermann; Munich
- P112** **Diversity of CD4+ blood T-cell clonality predicts longer survival with CTLA4 or PD-1 checkpoint inhibition in advanced melanoma**
A. Arakawa, S. Vollmer, J. Tietze, A. Galinski, M. Heppt, C. Berking, J. Prinz; Munich
- P113** **Development of antigen specific immunotherapy against melanoma with TRP1 targeted CD4+ T cell transfer.**
N. Shridhar, T. van der Sluis, J. Ruotsalainen, B. Kruse, S. Bonifatius, M. Rogava, D. Yu, M. Essand, W. Kastenmueller, E. Gaffal, T. Tueting; Bonn, Magdeburg, Uppsala, Wuerzburg
- P114** **Antigen specific adoptive CD4 T cell transfer immunotherapy against melanoma causes reactive neutrophil response**
B. Kruse, T. van der Sluis, N. Shridhar, J. Ruotsalainen, E. Gaffal, T. Tueting; Magdeburg
- P115** **Psoriatic regulatory T cells are impaired in their suppressive activity and respond differently to IL-33**
A. Schwarz, T. Schwarz; Kiel

SCIENTIFIC PROGRAMME

- P116 Identification of a new monocyte subpopulation with prognostic significance in the peripheral blood of patients with advanced melanoma.**
K. Schaak, C. Franklin, S. Horn, D. Schadendorf, M. Goebeler, B. Schilling;
Wuerzburg, Cologne, Essen, Leipzig
- P117 The transfection of Natural killer T cells with a tumor-antigen specific chimeric antigen receptor (CAR) for melanoma immunotherapy**
B. Simon, M. Wiesinger, J. Maerz, K. Wistuba-Hamprecht, B. Weide, B. Schuler-Thurner, G. Schuler, J. Doerrie, U. Uslu; Erlangen, Tuebingen
- P118 The direct identification of neoantigens via mass spectrometry in malignant melanoma**
A. Rech, M. Berthold, A. Schlosser, B. Schilling; Wuerzburg
- P119 Screening identifies novel treatment targets for pemphigus**
I. Burmester, A. Kasprick, C. Hammers, E. Schmidt, R. Ludwig, J. Hundt; Luebeck
- P120 Monitoring of autoreactive T cells in patients with pemphigus**
R. Pollmann, F. Solimani, T. Schmidt, D. Didona, R. Eming, M. Hertl; Marburg
- P121 Divergent glucocorticoid responsiveness of psoriatic vs. non-psoriatic human Th17 cells**
J. de Castro Kroner, K. Knoke, J. Steiger, M. Fabri; Cologne
- P122 Culprit drugs induce specific IL-36 overexpression in Acute Generalized Exanthematous Pustulosis**
B. Meier, L. Feldmeyer, M. Mellett, D. Jankovic, T. Satoh, D. Yerly, A. Navarini, R. Abe, N. Yawalkar, W. Chung, E. Contassot, L. French;
Zurich, Bern, Munich, Niigata, Taipei and Linkou
- P123 From coagulation to contact hypersensitivity – PAR2 signaling in cutaneous inflammation**
M. Schmidgen, J. Springer, T. Schmidt, N. Roehrig, V. Raker, S. Reyda, W. Ruf, K. Steinbrink; Mainz, Muenster
- P124 Mast cells modulate viral-specific CD8 T cell activation during Herpes simplex viral infection**
Y. Arestova, W. Azab, M. Munoz, M. Maurer; Berlin
- P125 Autoantigen CHD4 forms immune stimulatory complexes with endogenous DNA**
T. Guel, B. Scholtissek, J. Siegl, G. Mayer, T. Fetter, T. Bieber, J. Wenzel; Bonn
- P126 GARP dependent induction of Treg by platelets: implications for malignant melanoma?**
N. Zimmer, S. Zimmer, E. Walter, S. Hahn, K. Jurk, S. Grabbe, A. Tuettenberg; Mainz
- P127 Pathogenicity of anti-desmoglein 3 IgA1 autoantibodies is Fc-dependent in IgA pemphigus**
S. Emtenani, J. Johns, A. Recke, J. Langenhan, L. Komorowski, J. Hundt, T. Hashimoto, D. Zillikens, E. Schmidt, R. Ludwig, C. Hammers; Luebeck, Luebeck, Osaka, Philadelphia
- P128 GPR15L is upregulated in murine models of psoriasis in an IL-23-independent manner but its cognate receptor GPR15 does not regulate skin disease**
T. Sezin, L. Kempen, L. Meyne, S. Mousavi, D. Zillikens, C. Sadik; Luebeck

- P129** **The *Ornithodoros moubata* soft-tick-derived lipocalin Coversin abrogates skin inflammation in a murine model of pemphigoid diseases by sequestering complement factor C5 and leukotriene B4**
 T. Sezin, S. Murthy, F. Halim, C. Attah, M. Seutter, M. Holtsche, C. Hammers, E. Schmidt, S. Mousavi, D. Zillikens, M. Nunn, C. Sadik; Luebeck, London
- P130** **Effect of phosphodiesterase-4 inhibition on skin and mucosal lesions in experimental anti-laminin 332 mucous membrane pemphigoid**
 S. Tofern, A. Faehnrich, S. Kuenzel, R. Ludwig, D. Zillikens, H. Busch, E. Schmidt; Luebeck, Ploen
- P131** **Interaction of tight junction downregulation and staphylococci-dominated dysbiosis in the context of atopic dermatitis**
 I. Hoelge, Y. Skabytska, Y. Amar, C. Traidl-Hoffmann, T. Biedermann; Munich, Augsburg
- P132** **The C5a/C5aR1 axis is critically involved in the induction of auto-antibody response in Epidermolysis bullosa acquisita**
 J. Tillmann, B. Kovacs, R. Ludwig, J. Koehl, C. Karsten; Luebeck, Cincinnati
- P133** **Alterations in the cutaneous microbiome in the course of allogeneic hematopoietic stem cell transplantation**
 N. Bayer, J. Strobl, L. Hammerl, A. Riva, V. Patra, D. Berry, G. Stary; Vienna, Graz
- P134** **Transcriptional profiling reveals factors for long-term survival of skin-resident T cells in hematopoietic stem cell recipients**
 J. Strobl, R. Pandey, N. Bayer, M. Mayrdorfer, B. Reininger, L. Kleissl, P. Kalhs, W. Rabitsch, C. Bock, G. Hopfinger, T. Krausgruber, G. Stary; Vienna
- P135** **IL-9-producing T helper cells are a subpopulation of PPAR-gamma+ TH2 cells**
 L. von Meyenn, C. Micoss, C. Adam, B. Homey, D. Simon, B. Snijder, M. Schmidt, C. Schlapbach; Bern, Wuerzburg, Duesseldorf, Zurich
- P136** **Obesity drives chronicity of psoriatic skin inflammation**
 Y. Skabytska, T. Biedermann; Munich
- P137** **The G protein-coupled receptor GPR15 suppresses pemphigoid disease-like dermatitis**
 T. Sezin, L. Jegodzinski, L. Meyne, S. Mousavi, Y. Gupta, R. Ludwig, D. Zillikens, C. Sadik; Luebeck
- P138** **Environmental antigens may promote cross-activation of CD8+ T cells against melanocytes in psoriasis**
 Y. Arakawa, S. Vural, A. Arakawa, S. Vollmer, R. Alharbi, M. He, A. Galinski, J. Prinz; Munich
- P139** **Integrin α E (CD103) regulates dermal Innate Lymphoid Cells Type 2 in Contact Hypersensitivity Reactions**
 A. Bergmann, K. Honold, F. Heinemeier, M. Schoen, T. Buhl; Goettingen
- P140** **ERAP1 regulates the risk for psoriasis through affecting immunogenicity of melanocytes and the psoriatic autoantigen ADAMTS-like protein 5**
 A. Arakawa, S. Vollmer, Y. Arakawa, M. He, E. Reeves, E. James, J. Prinz; Munich, Southampton
- P141** **Phenotypic and functional characterization of the cutaneous immune response on contact with sodium lauryl sulfate (SLS)**
 F. Heinemeier, S. Schroeder, A. Bergmann, M. Schoen, T. Buhl; Goettingen

- P142** **Gold Compound induces increased Treg frequencies in vitro and TGF β expression in vivo**
S. Haeberle, X. Cheng, R. Gama-Brambila, S. Ghaffory, A. Enk, S. Woelfl, E. Hadaschik; Heidelberg
- P143** **A new approach towards the development of 3D skin models for Psoriasis**
S. Singh, Y. Marquardt, R. Rimal, A. Nishiguchi, M. Akashi, M. Moeller, J. Baron; Aachen, Ibaraki, Osaka
- P144** **Targeting heat shock protein 70 (Hsp70) in melanoma with functionalized theranostic superparamagnetic iron oxide nanoparticles**
M. Shevtsov, B. Nikolaev, Y. Marchenko, L. Yakovleva, G. Multhoff, T. Biedermann, S. Kaesler; Munich, St. Petersburg
- P145** **CRISPiTope: A Versatile Approach To Study How The Target Antigen Choice Influences Antigen-Specific T-cell Therapy**
N. Glodde, M. Effern, J. Liebing, E. Bawden, D. van den Boorn-Konijnenberg, D. Hinze, J. Landsberg, T. Tueting, T. Gebhardt, M. Hoelzel; Bonn, Melbourne, Magdeburg
- P146** **Tofacitinib downregulates antiviral immune defense in keratinocytes and reduces T cell activation**
H. Hawerkamp, A. Domdey, L. Radau, P. Oláh, B. Homey, S. Meller; Duesseldorf, Pécs
- P147** **Immunomodulation of Melanoma by Inhibition of Stearoyl-Coa Desaturase**
J. Liebing, N. Glodde, M. Hoelzel; Bonn
- P148** **Effects of environmental signaling in patients with STAT1/STAT3-dependent primary immunodeficiencies**
R. Effner, J. Hiller, D. De Donato, B. Hagl, S. Eyerich, K. Eyerich, C. Schmidt-Weber, J. Buters, C. Traidl-Hoffmann, E. Renner; Augsburg, Munich
- P149** **Type I IFN responsiveness of melanoma is cell state dependent and can be both harnessed and suppressed to enhance oncolytic virotherapy efficacy**
J. Ruotsalainen, F. Rambow, A. Braun, K. Zamecnikova, J. Peters, D. Lopez-Ramos, S. Bonifatius, T. van der Sluis, N. Shridhar, S. Riesenberger, J. Reinhardt, E. Gaffal, M. Hoelzel, J. Marine, T. Tueting; Magdeburg, Leuven, Bonn
- P150** **Environmental cues modulate neutrophil extracellular trap (NET) formation**
G. Guenay, D. Meyer, E. Neubert, G. Kudryasheva, M. Schoen, F. Rehfeldt, S. Kruss, L. Erpenbeck; Goettingen
- P151** **Compensation of IL-6 through an increase of NLRP3 and IL-1 in BMDCs and keratinocytes of IL-6 $^{-/-}$ mice**
S. Reinknecht, M. Burian, R. Stach, N. Smatlik, M. Roecken, A. Yazdi; Tuebingen, Aachen
- P152** **Selective targeting of JAK3 with new small molecular compounds**
J. Holstein, M. Forster, S. Laufer, K. Ghoreschi; Tuebingen, Berlin
- P153** **Near-infrared photoimmunotherapy as a new strategy to investigate inflammatory skin diseases**
L. Freund, K. Schaeckel; Heidelberg
- P154** **Antigen-specific tolerance induction in a mouse model of pemphigus vulgaris**
C. Hudemann, R. Pollmann, M. Hertl, S. Fleischer, R. Eming; Marburg, Hamburg
- P155** **Detection of low-frequent desmoglein 3-specific T and B cells in an HLA-transgenic mouse model of pemphigus vulgaris**
C. Hudemann, R. Pollmann, M. Hertl, S. Fleischer, R. Eming; Marburg, Hamburg

SCIENTIFIC PROGRAMME

- P156** **Activation of the lymphocyte function associated antigen 1 (LFA-1) is critical for the stable adhesion and migration of slan⁺ monocytes recruited via CD16 by intracapillary immune complexes**
H. Zhang, F. Olaru, K. Schaekel; Heidelberg
- P157** **Dimethyl fumarate-induced IL-17^{low} IFN- γ -low IL-4⁺ Th cells protect mice from severe encephalomyelitis**
J. Brueck, I. Glocova, J. Geisel, M. Roecken, K. Ghoreschi; Tuebingen
- P158** **Identification of the mutation c.9886A>G, p.Lys330Glu in the plasminogen gene in a family from Northern Germany with hereditary angioedema**
A. Recke, E. Massalme, U. Jappe, L. Steinmueller-Magin, J. Schmidt, Y. Hellenbroich, I. Huening, G. Gillissen-Kaesbach, D. Zillikens, K. Hartmann; Luebeck, Borstel, Singen
- P159** **Restoration of anti-tumor T cell responses by restoration of skin dendritic cell numbers in a spontaneous melanoma mouse model.**
N. Prokopi, C. Tripp, B. Tummers, K. Komenda, K. Hutter, G. Cappellano, L. Bellmann, M. Efremova, Z. Trajanoski, S. Chen, B. Clausen, D. Green, P. Stoitzner; Innsbruck, Memphis, Piscataway, Mainz
- P160** **Identification and validation of novel immunoregulatory agents for the treatment of chronic inflammatory diseases**
S. Frischbutter, M. Maurer, A. Hamann; Berlin
- P161** **Foxo4 and AHR control a stress-induced immune-mediated host protection via secretion of IL-22**
J. Thomas, M. Quaranta, L. Krause, A. Atenhan, J. Buters, C. Ohnmacht, R. de Jong, C. Schmidt-Weber, S. Eyerich; Munich, Oxford, Neuherberg
- P162** **Slan⁺ monocytes produce Interleukin-8 to recruit NK cells and to induce a p21-dependent growth arrest in melanoma cells**
F. Funck, J. Pahl, A. Cerwenka, K. Schaekel; Heidelberg, Mannheim
- P163** **Laser-assisted skin immunisation to target dendritic cells in human skin**
C. Tripp, L. Bellmann, K. Komenda, H. Voit, S. Schaffenrath, B. DelFrari, C. Muenz, N. Romani, P. Stoitzner; Innsbruck, Zurich
- P164** **Long-term effects on follicular and non-follicular T cell subsets in B cell-depleted patients with pemphigus**
F. Solimani, C. Baum, J. Holstein, R. Pollmann, W. Pfuetzner, K. Ghoreschi, C. Moebis; Marburg, Tuebingen, Berlin
- P165** **Expression of the checkpoint receptors PD-1 and Tim-3 is increased in autoimmune blistering diseases**
N. Ernst, A. Schulz, M. Friedrich, M. Kasperkiewicz, N. Gross, E. Schmidt, C. Sadik, D. Zillikens, K. Hartmann; Luebeck

Infectious diseases

- P166** **Fast and reliable diagnostics of fungal skin infections**
K. Bieber, R. Ludwig, S. Staender, M. Cavalari, A. Fischer, B. Koehler, W. Anemuller, D. Zillikens, M. Harder; Luebeck
- P167** **Is there a correlation between Trichophyton benhamiae genotype and virulence?**
J. Hesse, A. Burmester, Y. Graeser, C. Kupsch, U. Hipler, C. Wiegand; Jena, Berlin

SCIENTIFIC PROGRAMME

- P168 African four-toed hedgehogs or European hedgehogs can transmit *T. erinacei* infections**
A. Burmester, D. Antonov, F. Seyfarth, U. Hipler, C. Wiegand; Jena, Erfurt
- P169 Cutaneous over-expression of RANKL leads to suppression of anti-microbial immune responses**
K. Moganti, L. Klenner, T. Luger, K. Steinbrink, K. Loser; Muenster
- P170 DNA release upon treatment of *Enterococcus faecalis* biofilms with cold atmospheric plasma**
F. Theinkom, L. Singer, F. Cieplik, S. Binder, H. Weilemann, M. Cantzler, K. Hiller, T. Maisch, J. Zimmermann; Regensburg, Garching
- P171 Assessment of in vivo ASC speck formation as a putative biomarker in human inflammatory diseases: first results on sepsis patients.**
J. Cui, F. Ahmad, S. Oehrl, T. Brenner, F. Uhle, C. Nussag, C. Rupp, F. Funck, S. Meisel, K. Schaekel; Heidelberg
- P172 Presence of neutrophils in the skin enhances *S. aureus* colonization**
K. Bitschar, L. Klink, J. Focken, S. Grunwald, B. Schitteck; Tuebingen

Pharmacology

- P173 Identification of promising drug candidates for development of novel topical anti-inflammatory medicinal products applying a straightforward preclinical efficacy assessment strategy**
M. Soeberdt, A. Kilic, C. Abels; Bielefeld
- P174 Influence of emulsions of different pH on skin barrier integrity**
E. Proksch, S. Merker, S. Mueller-Roehr, C. Neumann, A. Kilic, C. Abels; Kiel, Bielefeld
- P175 Topical inflammasome inhibition - a novel treatment strategy for contact dermatitis**
H. Bonnekoh, C. Vera, A. Abad-Perez, J. van Kries, M. Nazar, N. Mahnke, M. Maurer, J. Scheffel, K. Krause; Berlin
- P176 Common determinants of nanocarrier penetration and drug release: practical implications for dermatotherapy**
A. Vogt, J. Frombach, F. Rancan, N. Doege, S. Hadam, U. Blume-Peytavi; Berlin

Photobiology

- P177 UV radiation on scalp skin surface induces scalp hair follicle damage ex vivo, but can be alleviated by topical treatment with caffeine**
J. Gherardini, J. Wegner, J. Chéret, S. Ghatak, J. Lehmann, M. Alam, F. Jimenez, W. Funk, M. Bohm, N. Botchkareva, C. Ward, R. Paus, M. Bertolini; Muenster, Las Palmas, Munich, Manchester, Miami
- P178 Biological effects of a conventional UVA1-light source and a LED-based UVA1 device prototype in the treatment of morphea in vitro and in vivo**
S. Arndt, C. Lissner, P. Unger, G. Bollwein, W. Baeumler, S. Karrer; Regensburg

SCIENTIFIC PROGRAMME

P179 UVA and blue light induces formation of neutrophil extracellular traps (NETs)
K. Bach, E. Neubert, J. Busse, I. Bogeski, M. Schoen, S. Kruss, L. Erpenbeck; Goettingen

P180 Ultraviolet (UV)-A irradiation induces long lasting changes in metabolism in non-malignant cells of normal human skin
I. Ivanova, M. Hartwig, A. Hartwig, A. Merl, S. Arndt, K. Renner Sattler, W. Gronwald, M. Kreutz, Y. Kamenisch, M. Berneburg; Regensburg

Pruritus

P181 Pruritus in inflammatory skin diseases - a brain issue?
A. Kilic, M. Soeberdt, C. Abels; Bielefeld

P182 Sensitization of sensory, cutaneous nerve fibers in chronic pruritus.
K. Agelopoulos, M. Pereira, C. Zeidler, D. Segelcke, E. Pogatzki-Zahn, S. Staender; Muenster

P183 Chronic pruritus in skin diseases - more common and more severe than we thought
T. Hawro, K. Przybylowicz, M. Spindler, M. Hawro, A. Ellrich, K. Weller, S. Altrichter, C. Nagl, M. Gorkczyza, F. André, U. Reidel, E. Alarbeed, O. Alraboni, R. Sabat, M. Maurer, M. Metz; Berlin

P184 Medical needs related to pruritus in Germany - a 2-year Google search engine analysis
B. Schuster, S. Ziehfrend, M. Rueth, U. Darsow, T. Biedermann, S. Staender, A. Zink; Munich, Muenster

P185 Dichotomy of autoreactive peripheral blood T helper (Th)1/Th2 cell responses in elderly patients with pruritic disorders and bullous pemphigoid
M. Fehrest, F. Solimani, D. Didona, M. Goebel, S. Muehlenbein, M. Hertl, R. Pollmann; Marburg

Tumor Biology

P186 p53 is involved in basal and IFN-gamma induced PD-L1 expression in melanoma
A. Thiem, S. Hesbacher, H. Kneitz, T. di Primio, H. Hermanns, M. Goebeler, S. Meierjohann, R. Houben, D. Schrama; Wuerzburg

P187 The role of the citrate homeostasis in melanoma pathogenesis
K. Drexler, B. Schwertner, M. Mycielska, E. Geissler, S. Haferkamp; Regensburg

P188 Novel targeted treatment strategies for genetic melanoma subgroups
H. Niessner, T. Wagner, T. Amaral, F. Hilke, D. Westphal, A. Forschner, T. Eigentler, O. Riess, F. Meier, C. Garbe, T. Sinnberg; Tuebingen, Dresden

P189 Lactate exchange promotes oxidative stress resistance and melanoma metastasis
A. Tasdogan, B. Faubert, V. Ramesh, R. DeBerardinis, S. Morrison; Dallas

- P190** **The transmembrane proteins LRIG1 and LRIG2 differentially affect skin carcinogenesis**
 C. Hoesl, J. Hundt, C. Posch, H. Kneitz, M. Goebeler, R. Wolf, M. Schneider, M. Dahlhoff; Munich, Luebeck, Vienna, Wuerzburg, Marburg
- P191** **Hgf overexpression reveals spontaneous conditional activation of the BrafV600E allele for the development of melanoma in mice**
 A. Braun, S. Bonifatius, M. Mengoni, T. Tueting, E. Gaffal; Magdeburg
- P192** **Inhibition of the neural crest transcription factor SOX10 leads to cell cycle arrest and apoptosis in uveal melanoma cells**
 A. Wessely, M. Heppt, C. Kammerbauer, C. Berking; Munich
- P193** **A comprehensive view of splice variants and gene fusions in melanoma**
 A. Hakobyan, S. Meierjohann, A. Arakelyan, G. Doose, H. Binder, M. Kunz; Yerevan, Wuerzburg, Leipzig
- P194** **Elucidating the mechanism of action of domatinostat (4SC-202) in cutaneous T cell lymphoma cells**
 D. Schrama, M. Wobser, M. Goebeler, R. Houben; Wuerzburg
- P195** **Post-transcriptional regulation of Argonaute2 in malignant melanoma**
 L. Linck-Paulus, D. Voeller, G. Meister, A. Bosserhoff; Erlangen, Regensburg
- P196** **Secreted YB-1 - a novel tumour marker and functional player in melanoma progression**
 C. Kosnopfel, T. Sinnberg, A. Muenchow, B. Sauer, B. Thakur, P. Mertens, C. Garbe, B. Schitteck; Tuebingen, Essen, Magdeburg
- P197** **Use of single-cell transcriptome analyses to reveal new mechanisms of melanoma progression and treatment resistance**
 H. Loeffler-Wirth, H. Binder, E. Willscher, U. Anderegg, C. Kosnopfel, B. Schitteck, M. Kunz; Leipzig, Tuebingen
- P198** **Inhibition of RSK family members can effectively target malignant melanoma cells with MAPK pathway hyperactivation**
 C. Kosnopfel, T. Sinnberg, H. Niessner, B. Sauer, E. Makino, A. Schmitt, S. Hailfinger, S. Dunn, C. Garbe, B. Schitteck; Tuebingen, Richmond, British Columbia
- P199** **Increased permeability of tumor blood vessels is triggered by membrane attack complex activated neutrophils**
 X. Liu, Y. Wang, A. Bauer, M. Kirschfink, C. Gorzelanny, S. Schneider; Mannheim, Hamburg, Heidelberg
- P200** **The myelin protein PMP2 is regulated by SOX10 and drives melanoma cell invasion**
 M. Heppt, S. Graf, A. Wessely, S. Krebs, C. Kammerbauer, E. Hornig, A. Strieder, H. Blum, A. Bosserhoff, C. Berking; Munich, Erlangen
- P201** **Inhibition of DNA repair related protein RAD51 as a therapeutic strategy for the treatment of Metastatic Melanoma**
 E. Makino, L. Zimmermann, C. Garbe, B. Schitteck; Tuebingen
- P202** **PPAR-alpha suppresses lymphangiogenesis via VEGFR-1 and Neuropilin-2**
 J. Kleemann, V. Koenig, I. Hrgovic, S. Kippenberger, R. Kaufmann, M. Meissner; Frankfurt, Giessen

SCIENTIFIC PROGRAMME

- P203** **Dimethylfumurate influences endothelial PDL-1 and PDL-2 expression in part via Stat-3 and IRF-1**
M. Doll, J. Kleemann, R. Kaufmann, M. Meissner; Frankfurt
- P204** **mir-129-5p: a potential therapeutic approach to overcome BRAFi resistance**
K. Gebhardt, L. Nemetschke, C. Sunderkoetter, D. Gerloff; Halle (Saale)
- P205** **Tumor derived exosomes alter macrophage function by delivery of microRNAs**
D. Gerloff, J. Luetzkendorf, R. Moritz, T. Wersig, K. Maeder, L. Mueller, C. Sunderkoetter; Halle (Saale)
- P206** **The role of LKB1 in the development and progression of malignant melanoma**
B. Schwertner, K. Drexler, M. Krahn, S. Haferkamp; Regensburg, Muenster
- P207** **Tasquinimod inhibits tumor growth in a humanized mouse melanoma model**
J. Schupp, M. Voigt, N. Zimmer, M. Helm, A. Tuettenberg; Mainz
- P208** **Senolysis is needed for the clearance of senescent tumor cells**
K. Boehm, M. Roecken; Tuebingen
- P209** **Preclinical development of salvage virotherapy to target immune-escaping melanomas with diminished Jak1 expression**
J. Peters, K. Zamecnikova, S. Bonifatius, T. van der Sluis, N. Shridhar, E. Gaffal, T. Tuetting, J. Ruotsalainen; Magdeburg
- P210** **Endothelial Notch signaling controls hepatic metastasis by adhesive, but not angiocrine mechanisms**
S. Wohlfeil, V. Haefele, B. Dietsch, K. Schledzewski, M. Winkler, J. Zierow, T. Leibing, M. Mohammadi, J. Heineke, C. Sticht, V. Olsavszky, P. Koch, S. Goerdts, C. Géraud; Mannheim
- P211** **Raising MAPK pathway inhibition to a new level using ERK inhibitor combinations**
C. Kosnopfel, T. Sinnberg, C. Garbe, H. Niessner; Tuebingen
- P212** **Glucocorticoid-induced suppression of UVB-mediated apoptosis in melanocytes**
D. Hinze, M. Hoelzel; Bonn
- P213** **Sulforaphane (SFN) - a dietary supplement for treatment of metastatic merkel cell carcinoma?**
M. Jaeger, J. Kleemann, T. Hailemariam-Jahn, M. Doll, S. Kippenberger, R. Kaufmann, M. Meissner; Frankfurt
- P214** **Intraperitoneal immunotherapy of melanoma ascites induces cancer cell senescence**
E. Brenner, T. Wieder, C. Boss, M. Roecken; Tuebingen
- P215** **RAB27A promotes melanoma cell invasion and metastasis via regulation of pro-invasive exosomes**
D. Guo, G. Lui, J. Wilmott, S. Tikoo, D. Brown, G. Mann, R. Scolyer, J. Stow, W. Weninger, K. Beaumont, N. Haass; Sydney, Brisbane
- P216** **Enforcing cellular stress promotes apoptotic and immunogenic responses in melanoma**
S. Daignault, L. Spoerri, R. Ju, S. Stehbins, D. Hill, R. Dolcetti, N. Haass; Brisbane, Newcastle upon Tyne, Sydney

SCIENTIFIC PROGRAMME

- P217** **Microphthalmia-associated transcription factor regulates dynamic heterogeneity and structural integrity in melanoma**
L. Spoerri, C. Tonnessen, K. Beaumont, D. Hill, R. Jurek, A. Smith, E. Scott, H. Schaidler, B. Gabrielli, W. Weninger, N. Haass; Brisbane, Sydney, Newcastle upon Tyne
- P218** **Uncovering Microtubule-Driven Mechanisms of Melanoma Invasion**
R. Ju, Y. Chhabra, N. Haass, S. Stehbens; Brisbane
- P219** **miRNA nanoparticles for melanoma treatment in a murine melanoma model**
L. Nobereit-Siegel, D. Hering, A. Aigner, M. Kunz; Leipzig
- P220** **T-helper-1-cell-induced senescence stabilizes the differentiation and physiological function of neuroendocrine tumors**
T. Wieder, E. Brenner, N. Simon, S. Weidemann, F. Ranta, S. Ullrich, B. Fehrenbacher, H. Braumueller, M. Roeken; Tuebingen
- P221** **Generation of in vitro cellular dormancy models**
E. Boehlert, B. Sauer, B. Schitteck; Tuebingen
- P222** **Does cGAS/STING signaling in melanoma patients correlate with clinical response?**
C. Toledo Stauner, M. Berneburg, S. Haferkamp; Regensburg
- P223** **Pharmacologically active high-dose Vitamin C blocks Melanoma Cell Energy Metabolism and efficiently inhibits Tumor Growth in vitro and in vivo**
T. Sinnberg, M. Burkard, H. Niessner, C. Leischner, S. Venturelli, C. Busch; Tuebingen
- P224** **Prognostic relevance of interactions of H2A-deubiquitinase MYSM1 with BRAF/CREB- and WNT-MITF/c-MET modules in human melanoma**
C. Wilms, C. Kroeger, C. Bruno, F. Mohr, I. Krikki, A. Hainzl, M. Gatzka; Ulm
- P225** **Dissecting the impact of MEKi on BRAF wildtype melanoma cells**
F. Pohlentz, T. van der Sluis, S. Bonifatius, N. Shridhar, J. Ruotsalainen, E. Gaffal, T. Tueting; Magdeburg

Miscellaneous

- P226** **Antibacterial efficacy of a nanosecond-driven cold plasma device against common wound pathogens in vitro**
G. Daeschlein, F. Aly, A. Helmke, S. von Podewils, M. Juenger; Greifswald, Goettingen, Cairo
- P227** **Hyaluronan/collagen hydrogels containing sulfated hyaluronan increase efficiency of HB-EGF during wound healing**
S. Thoenes, S. Rother, T. Wippold, J. Blaskiewicz, K. Balamurugan, G. Ruiz-Gomez, S. Moeller, M. Schnabelrauch, D. Scharnweber, J. Rademann, A. Saalbach, M. Pisabarro, V. Hintze, U. Anderegg; Leipzig, Dresden, Berlin, Jena
- P228** **Significantly reduced diversity and altered composition of the skin microbiome in peeling skin disease**
G. Perazzolli, F. Valentin, C. Baumann, H. Wiegmann, U. Dobrindt, H. Traupe, K. Steinbrink, V. Oji, K. Loser; Muenster

- P229** **The PPAR γ modulator N-Acetyl-GED-0507-34-Levo (NAGED) is more effective in reversing experimentally- induced EMT than the PPAR γ agonist Pioglitazone**
 I. Piccini, J. ChÃ©ret, S. Ghatak, M. Alam, J. Hardman, F. Jimenez, R. Paus, C. Ward, M. Bertolini; Muenster, Las Palmas, Manchester, Miami
- P230** **Tofacitinib impacts the polarization of human macrophages and the differentiation of human dendritic cells.**
 B. Zhang, R. Stalder, N. Brembilla, W. Boehncke; Geneva
- P231** **Chronic inflammation drives the mechano-transduction cascade in the epidermis.**
 S. Uttarkar, J. Borowczyk-Michalowska, L. Senra, N. Brembilla, W. Boehncke; Geneva
- P232** **Assessment of ammonia molecules leaving the skin surface by diffusion along with calcium ions rinsed from the skin surface in order to assess their relation in the upper stratum corneum layer**
 T. Reuther, M. Stockstrom, M. Kerscher; Hamburg
- P233** **Modulation of melanin biosynthesis by cold plasma derived reactive species**
 S. Hasse, M. Mueller, T. von Woedtke; Greifswald, Greifswald
- P234** **Measurement properties of patient-reported outcome measures (PROMs) for women with Genitourinary Syndrome of Menopause: a systematic review**
 M. Gabes, H. Knuettel, C. Prinsen, C. Apfelbacher; Regensburg, Amsterdam
- P235** **Evaluation of responsiveness and estimation of smallest detectable change (SDC) and minimal important change (MIC) scores for the Childhood Atopic Dermatitis Impact Scale**
 M. Gabes, S. Chamlin, J. Lai, D. Cella, A. Mancini, C. Apfelbacher; Regensburg, Chicago
- P236** **Whole exome sequencing reveals characteristic mutations in patients with Epidermolysis bullosa acquisita**
 A. Faehnrich, S. Lemcke, K. Seeger, A. Kuenstner, S. Ibrahim, H. Busch; Luebeck
- P237** **What happens to psoriasis patients under a controlled therapy in a real-life setting?**
 S. Schagen, A. Bartenschlager, J. Melcher, D. Keidler, C. Cicero, A. Schwinn; Memmingen

AUTHOR INDEX

A

Abad-Perez, A. (Berlin) P107, P175 (OP02/03)
 Abe, R. (Niigata) P122
 Abels, C. (Bielefeld) P181, P173, P174
 Ablinger, M. (Salzburg) P093
 Abraham, S. (Dresden) P088
 Adam, C. (Wuerzburg) P033, P135 (OP06/03)
 Agelopoulos, K. (Muenster) P182
 Aglas, L. (Salzburg) P006
 Aguirre, J. (Munich) P001
 Ahmad, F. (Heidelberg) P171
 Ahn, R. (Los Angeles) P089
 Aigner, A. (Leipzig) P219
 Akashi, M. (Osaka) P143
 Alam, M. (Las Palmas) P177, P229
 Alarbeed, E. (Berlin) P183
 Alase, A. (Leeds) P082
 Alharbi, R. (Munich) P138 (OP03/01)
 Alraboni, O. (Berlin) P183
 Altmeynen, H. (Hamburg) P023
 Altrichter, S. (Berlin) P004, P183
 Alupej, M. C. (Ulm) P027, P036, P071 (OP06/04)
 Aly, F. (Greifswald) P226
 Amar, Y. (Munich) P013, P015, P131
 Amaral, T. (Tuebingen) P188
 Amisi, M. (Augsburg) P006
 Anderegg, U. (Leipzig) P068, P197, P227
 André, F. (Berlin) P183
 Anemueller, W. (Luebeck) P166
 Antonov, D. (Jena) P168
 Aoki, R. (Munich) P075
 Apfelmacher, C. J. (Regensburg) P086, P234, P235
 Arakawa, A. (Munich) P112, P138 (OP03/01), P140
 Arakawa, Y. (Munich) P138 (OP03/01), P140
 Arakelyan, A. (Yerevan) P193
 Arestova, Y. (Berlin) P124 (OP05/04)
 Arndt, S. (Regensburg) P180, P178
 Arold, S. T. (Thuwal) P017
 Artuc, M. (Berlin) P016
 Asmussen, A. (Bremen) P088
 Atenhan, A. (Munich) P161
 Athanasiou, I. (Freiburg) P059
 Attah, C. (Luebeck) P108, P129
 Aushev, M. (Newcastle) P093
 Azab, W. (Berlin) P124 (OP05/04)

B

Babina, M. (Berlin) P016
 Bach, K. M. (Goettingen) P179
 Baeumler, W. (Regensburg) P178
 Bagci, I. S. (Munich) P075
 Balamurugan, K. (Dresden) P227
 Baris, O. (Angers) P076 (OP01/02)
 Baron, J. M. (Aachen) P074, P143
 Barroso Peña, A. (Muenster) P053
 Basu, A. (Ulm) P071 (OP06/04)
 Batra, R. (Neuherberg) P061
 Bauer, A. T. (Hamburg) P199 (OP06/02)
 Bauer, D. (Muenster) P104 (OP02/06)
 Baum, C. (Marburg) P058, P164 (OP04/01)
 Baumann, C. (Muenster) P228
 Baumecker, L. (Kiel) P022
 Baumjohann, D. (Munich) P099
 Baurecht, H. (Kiel) P096 (OP03/06)
 Bawden, E. (Melbourne) P145
 Bayer, N. (Vienna) P133, P134 (OP06/06)
 Beaumont, K. A. (Sydney) P215, P217
 Beck, I. (Augsburg) P006
 Beck, J. (Heidelberg) P063
 Becker, D. (Mainz) P009
 Bégé, N. (Bern) P092
 Behnen, M. (Luebeck) P110
 Beissert, S. (Dresden) P088
 Bell, M. (Andernach) P088
 Bellinghausen, I. (Mainz) P003 (OP01/03), P005
 Bellmann, L. (Innsbruck) P159, P163
 Bender, A. (Marburg) P020
 Berekmeri, A. (Leeds) P082
 Berezhnoi, A. (Munich) P001
 Bergmann, A. (Goettingen) P139 (OP06/05), P141
 Berking, C. (Munich) P112, P192, P200 (OP03/04)
 Berneburg, M. (Regensburg) P180, P222
 Bernhardt, T. (Rostock) P077
 Berry, D. (Vienna) P133
 Berthold, M. (Wuerzburg) P118
 Bertolini, M. (Muenster) P053, P177, P229
 Beyersdorf, N. (Wuerzburg) P019 (OP04/04)
 Bezold, S. (Augsburg) P006
 Bhattacharyya, M. (Augsburg) P060, P062

Bieber, K. (Luebeck) P021, P110, P166
 Bieber, T. (Bonn) P088, P125
 Biedermann, T. (Munich) P001, P012, P013, P015, P061, P065 (OP05/02), P079, P087, P099, P111, P131, P136, P144 (OP04/03), P184
 Biesemeier, A. (Tuebingen) P040
 Bilska, B. (Krakow) P069
 Binder, H. (Leipzig) P193, P197
 Binder, S. (Garching) P170
 Bitschar, K. (Tuebingen) P172
 Blaskiewicz, J. (Berlin) P227
 Bleuel, R. (Munich) P015
 Blum, H. (Munich) P070 (OP04/02), P200 (OP03/04)
 Blume-Peytavi, U. (Berlin) P176
 Bock, C. (Vienna) P134 (OP06/06)
 Boeckmann, L. (Rostock) P077, P094
 Boehlert, E. (Tuebingen) P221
 Boehm, K. (Tuebingen) P208
 Boehm, M. (Muenster) P067, P069, P072
 Boehncke, W. (Geneva) P046 (OP03/05), P048, P230
 Boehner, A. (Munich) P065 (OP05/02), P087
 Bogeski, I. (Goettingen) P179
 Bohm, M. (Muenster) P177
 Boix, J. (Cologne) P030, P076 (OP01/02)
 Bolbos, A. (Mannheim) P083
 Bollwein, G. (Regensburg) P178
 Bonifatius, S. (Magdeburg) P113, P149, P191 (OP02/02), P209, P225
 Bonnekoh, H. (Berlin) P175 (OP02/03)
 Borchard, T. (Goettingen) P077
 Borowczyk-Michalowska, J. (Geneva) P046 (OP03/05), P048, P231
 Borradori, L. (Bern) P092
 Boss, C. (Tuebingen) P214
 Bosserhoff, A. K. (Erlangen) P195, P200 (OP03/04)
 Botchkareva, N. (Muenster) P177
 Bounas-Pyrras, N. (Augsburg) P006
 Braumueller, H. (Tuebingen) P220 (OP02/05)
 Braun, A. (Goettingen) P014 (OP05/03)
 Braun, A. (Magdeburg) P149, P191 (OP02/02)
 Braun, S. A. (Duesseldorf) P017

AUTHOR INDEX

- Brembilla, N. C. (Geneva) P046 (OP03/05), P048, P230, P231
 Brenner, E. (Tuebingen) P214, P220 (OP02/05)
 Brenner, T. (Heidelberg) P171
 Brinker, T. J. (Heidelberg) P090
 Brown, A. (Ulm) P071 (OP06/04)
 Brown, D. L. (Sydney) P215
 Bruckner-Tuderman, L. (Freiburg) P059
 Brueck, J. (Tuebingen) P157
 Brueggen, M. (Zurich) P100
 Bruno, C. (Ulm) P224
 Buerger, C. (Frankfurt) P025, P026, P041, P048
 Buhl, T. (Goettingen) P014 (OP05/03), P139 (OP06/05), P141
 Burian, M. S. (Tuebingen) P151
 Burkard, M. (Tuebingen) P223
 Burmester, A. (Jena) P167, P168
 Burmester, I. A. (Luebeck) P119
 Busch, C. (Tuebingen) P223
 Busch, H. (Luebeck) P073, P097, P109 (OP05/01), P130 (OP06/01), P236
 Busse, J. (Goettingen) P179
 Buters, J. (Munich) P148, P161
 Bønnelykke, K. (Copenhagen) P096 (OP03/06)
- C**
- Cabral-Marques, O. (Luebeck) P109 (OP05/01)
 Cantzler, M. (Garching) P170
 Cappellano, G. (Innsbruck) P159
 Cavalari, M. (Luebeck) P166
 Cella, D. (Chicago) P235
 Cerwenka, A. (Mannheim) P162 (OP03/02)
 Chaker, A. (Munich) P006
 Chamlin, S. L. (Chicago) P235
 Chao, Y. (Munich) P099
 Chen, S. (Piscataway) P159
 Cheng, X. (Heidelberg) P142 (OP04/06)
 Chéret, J. (Muenster) P053, P177, P229
 Chhabra, Y. (Brisbane) P218 (OP05/05)
 Christ, S. (Munich) P024 (OP03/03)
 Christou, D. (Berlin) P080 (OP02/04), P081
 Chung, W. (Taipei and Linkou) P122
 Cieplik, F. (Regensburg) P170
 Clarysse, K. (Brussels) P074
 Clausen, B. E. (Mainz) P159
- Conrad, C. (Lausanne) P046 (OP03/05)
 Contassot, E. (Zurich) P122
 Correa Gallegos, D. (Munich) P024 (OP03/03)
 Cosgarea, I. (Essen) P090
 Crowley, J. J. (Bakerstfield) P051
 Cui, J. (Heidelberg) P171
- D**
- Daeschlein, G. (Greifswald) P226
 Dahlhoff, M. (Munich) P070 (OP04/02), P071 (OP06/04), P190
 Daignault, S. M. (Brisbane) P216
 Damialis, A. (Augsburg) P006, P010
 Dand, N. (London) P096 (OP03/06)
 Darsow, U. (Munich) P001, P184
 Datsi, A. (Duesseldorf) P047, P017
 de Castro Kroner, J. (Cologne) P121
 De Donato, D. (Augsburg) P148
 de Jong, R. (Munich) P161
 De Tomassi, A. (Augsburg) P060
 DeBerardinis, R. (Dallas) P189
 DelFrari, B. (Innsbruck) P163
 Denison, M. S. (Davis) P017
 di Primio, T. (Wuerzburg) P186
 Didona, D. (Marburg) P054, P120, P185
 Diehl, K. (Mannheim) P084, P085
 Diehl, S. (Frankfurt) P025, P041
 Dieter, K. (Heidelberg) P063
 Dieterich, A. (Luebeck) P097
 Dietsch, B. (Mannheim) P210
 Dmitriev, A. (Frankfurt) P025
 Dobler, D. (Giessen) P002
 Dobrindt, U. (Muenster) P228
 Doecker, D. (Tuebingen) P057
 Doege, N. (Berlin) P176
 Doerrie, J. (Erlangen) P117
 Dolcetti, R. (Brisbane) P216
 Doll, M. (Frankfurt) P203, P213
 Domdey, A. (Duesseldorf) P146
 Donakonda, S. (Munich) P099
 Doose, G. (Leipzig) P193
 Drewitz, K. P. (Regensburg) P086
 Drexler, K. (Regensburg) P187, P206
 Dunn, S. E. (Richmond, British Columbia) P198
- E**
- Eckhart, L. (Vienna) P031, P032
 Effendy, I. (Bielefeld) P088
 Effner, M. (Bonn) P145
- Effner, R. (Augsburg) P148
 Efremova, M. (Innsbruck) P159
 Ehrchen, J. (Muenster) P102
 Ehrlich, F. (Vienna) P032
 Eigentler, T. (Tuebingen) P056, P057, P188
 Eleftheriadis, G. (Luebeck) P109 (OP05/01)
 Ellinghaus, D. (Kiel) P096 (OP03/06)
 Ellrich, A. (Berlin) P183
 Eming, R. (Marburg) P120, P154 (OP01/04), P155
 Eming, S. A. (Cologne) P030
 Emmert, H. (Kiel) P096 (OP03/06)
 Emmert, S. (Rostock) P077, P094
 Emtenani, S. (Luebeck) P127
 Endres, S. (Wuerzburg) P063
 Engel, K. (Dresden) P055 (OP02/01)
 Enk, A. (Heidelberg) P142 (OP04/06)
 Ernst, N. (Luebeck) P021, P165
 Erpenbeck, L. (Goettingen) P150, P179
 Ertongur-Fauth, T. (Zwingenberg) P026
 Essand, M. (Uppsala) P113
 Esterlechner, J. (Heidelberg) P063
 Euler, T. (Frankfurt) P038
 Evers, B. (Munich) P111
 Eyerich, K. (Munich) P001, P061, P065 (OP05/02), P079, P148
 Eyerich, S. (Munich) P061, P079, P148, P161
- F**
- Fabri, M. (Cologne) P121
 Faehnrich, A. (Luebeck) P130 (OP06/01), P236
 Fallon, P. G. (Dublin) P046 (OP03/05)
 Fang, F. (Suzhou) P007
 Farid, Y. (Kiel) P028
 Faubert, B. (Dallas) P189
 Favre, B. (Bern) P092
 Fehrenbacher, B. (Tuebingen) P220 (OP02/05)
 Fehrest, M. (Marburg) P185
 Feldmeyer, L. (Bern) P122
 Fell, I. (Bad Soden) P088
 Feoktistova, M. (Aachen) P037
 Ferrara, F. (Kannapolis) P042
 Ferreira, F. (Salzburg) P006
 Ferreira, F. (Ulm) P029
 Ferreirós, N. (Frankfurt) P108
 Fetter, T. (Bonn) P125
 Fischer, A. (Luebeck) P166

AUTHOR INDEX

Flack, M. (Ridgefield) P051
 Focken, J. (Tuebingen) P172
 Foesel, B. (Neuherberg) P015
 Forschner, A. (Tuebingen) P056, P057, P188
 Forster, M. (Tuebingen) P152
 Frank, M. H. (Boston) P063
 Frank, N. (Boston) P063
 Franke, A. (Kiel) P096 (OP03/06), P097
 Franke, K. (Berlin) P016
 Franklin, C. (Cologne) P116 (OP04/05)
 Franz, S. (Leipzig) P068
 Freitag, M. (Luebeck) P097
 French, L. (Zurich) P100, P122
 Freund, L. (Heidelberg) P153
 Friedrich, M. (Luebeck) P165
 Fries, F. (Goettingen) P014 (OP05/03)
 Frings, V. G. (Wuerzburg) P033
 Frischbutter, S. (Berlin) P107, P160
 Froehlich, T. (Munich) P070 (OP04/02)
 Frombach, J. (Berlin) P176
 Funck, F. (Heidelberg) P162 (OP03/02), P171
 Funk, W. (Munich) P177

G

Gabes, M. (Regensburg) P234, P235
 Gabrielli, B. (Brisbane) P217
 Gaffal, E. (Magdeburg) P225, P113, P114 (OP01/05), P149, P191 (OP02/02), P209
 Galinski, A. (Munich) P112, P138 (OP03/01)
 Gama-Brambila, R. (Heidelberg) P142 (OP04/06)
 Ganss, C. G. (Heidelberg) P063
 Garbe, C. (Tuebingen) P040, P056, P057, P188, P196, P198, P201, P211
 Gassenmaier, M. (Tuebingen) P057
 Gatzka, M. (Ulm) P224
 Gebhardt, K. (Halle (Saale)) P204
 Gebhardt, T. (Melbourne) P145
 Geisel, J. (Tuebingen) P157
 Geisler, A. (Innsbruck) P018
 Geissler, E. (Regensburg) P187
 Geisslinger, G. (Frankfurt) P108
 Géraud, C. (Mannheim) P210
 Gerber, P. A. (Duesseldorf) P017
 Gerdes, S. (Kiel) P028
 Gerlach, B. (Dresden) P088

Gerloff, D. (Halle (Saale)) P204, P205
 German AIBD Study Group, . (Luebeck) P097
 Gerstenberg, H. (Munich) P099, P099
 Ghaffory, S. (Heidelberg) P142 (OP04/06)
 Ghatak, S. (Muenster) P177, P229
 Gherardini, J. (Muenster) P177
 Ghislain, P. (Brussels) P052
 Ghoreschi, K. (Tuebingen) P058, P152, P157, P164 (OP04/01)
 Gilles, S. (Augsburg) P006, P062
 Gilles-Stein, S. (Augsburg) P010
 Gillessen-Kaesbach, G. (Luebeck) P158
 Glaeser, R. (Kiel) P028, P034
 Glatthaar, G. (Tuebingen) P057
 Glatzel, M. (Hamburg) P023
 Glocova, I. (Tuebingen) P157
 Glodde, N. (Bonn) P145, P147
 Goebel, M. (Marburg) P185
 Goebeler, M. (Wuerzburg) P019 (OP04/04), P033, P116 (OP04/05), P186, P190, P194
 Goekkaya, M. (Augsburg) P006
 Goerdts, S. (Mannheim) P210
 Goerig, T. (Mannheim) P084, P085
 Golabi, B. (Vienna) P042
 Gonnelli, E. (Muenster) P104 (OP02/06)
 Gooderham, M. (Ontario) P051
 Gorczyza, M. (Berlin) P183
 Gorzelanny, C. (Hamburg) P199 (OP06/02)
 Gossens, A. (Muenster) P103
 Grabbe, S. (Mainz) P126 (OP05/06)
 Graeser, Y. (Berlin) P167
 Graf, E. (Neuherberg) P015
 Graf, S. (Munich) P200 (OP03/04)
 Graulich, E. (Mainz) P005
 Green, D. R. (Memphis) P159
 Griewank, K. G. (Essen) P090
 Groeber-Becker, F. K. (Wuerzburg) P033
 Gronwald, W. (Regensburg) P180
 Gross, N. (Luebeck) P021, P165
 Gruber, F. (Vienna) P042
 Gruber, R. (Vienna) P031
 Grunwald, S. (Tuebingen) P172
 Gschnell, M. (Marburg) P020
 Gschwandtner, M. (Vienna) P042
 Gu, Y. (Chicago) P050, P051, P052

Gualtieri, B. (Marburg) P045
 Guel, T. F. (Bonn) P125
 Guenay, G. (Goettingen) P150
 Guenther, C. (Dresden) P055 (OP02/01), P095
 Guhl, S. (Berlin) P016
 Guo, D. (Sydney) P215
 Gupta, Y. (Luebeck) P137
 Gutermuth, J. (Brussels) P074

H

Haarmann-Stemmann, T. (Duesseldorf) P017
 Haass, N. (Brisbane) P216, P217, P218 (OP05/05)
 Haass, N. (Sydney) P215
 Hadam, S. (Berlin) P176
 Hadaschik, E. (Heidelberg) P142 (OP04/06)
 Haeberle, S. (Heidelberg) P142 (OP04/06)
 Haefele, V. (Mannheim) P210
 Haering, F. (Augsburg) P006, P010
 Haferkamp, S. (Regensburg) P187, P206, P222
 Hagl, B. (Augsburg) P148
 Hahn, S. A. (Mainz) P126 (OP05/06)
 Hailemariam-Jahn, T. (Frankfurt) P213
 Hailfinger, S. (Tuebingen) P198
 Hainzl, A. (Ulm) P224
 Hainzl, S. (Salzburg) P093
 Hakobyan, A. (Yerevan) P193
 Halim, F. (Luebeck) P129
 Hamann, A. (Berlin) P160
 Hammel, G. (Augsburg) P006, P060
 Hammerl, L. (Vienna) P133
 Hammers, C. M. (Luebeck) P097, P119, P127, P129
 Handrick, C. (Berlin) P088
 Harder, I. (Kiel) P088
 Harder, J. (Kiel) P028, P034
 Harder, M. (Luebeck) P166
 Hardman, J. (Manchester) P229
 Hartmann, D. (Munich) P075
 Hartmann, K. (Luebeck) P021, P158, P165
 Hartwig, A. (Regensburg) P180
 Hartwig, M. (Regensburg) P180
 Haschemi, A. (Vienna) P042
 Hashimoto, T. (Osaka) P127
 Hasse, S. (Greifswald) P233
 Hassinger, F. (Heidelberg) P063
 Haub, J. (Mainz) P101
 Haufe, E. (Dresden) P088

AUTHOR INDEX

- Hawerkamp, H. C. (Duesseldorf) P017, P146
Hawro, M. (Berlin) P183
Hawro, T. (Berlin) P183
He, M. (Munich) P138 (OP03/01), P140
Hecht, J. (Barcelona) P080 (OP02/04)
Heid, I. M. (Regensburg) P086
Heiligenhaus, A. (Muenster) P104 (OP02/06)
Heineke, J. (Mannheim) P210
Heinemeier, F. (Goettingen) P139 (OP06/05), P141
Hellenbroich, Y. (Luebeck) P158
Helm, M. (Mainz) P207
Helmke, A. (Goettingen) P226
Heppt, M. V. (Munich) P112, P192, P200 (OP03/04)
Heratizadeh, A. (Hannover) P088
Herbert, D. (Leipzig) P068
Hering, D. (Leipzig) P219
Hermanns, H. (Wuerzburg) P186
Herrmann, M. (Innsbruck) P018
Herter-Kermann, T. (Erlangen) P043
Hertl, M. (Marburg) P045, P120, P154 (OP01/04), P155, P185
Hesbacher, S. (Wuerzburg) P186
Hesse, J. (Jena) P167
Heufler, C. (Innsbruck) P018
Heusinger, J. (Erlangen) P043
Hildebrandt, G. (Rostock) P077
Hilgers, M. (Aachen) P088
Hilke, F. J. (Tuebingen) P188
Hill, D. S. (Newcastle upon Tyne) P216
Hill, D. S. (Sydney) P217
Hiller, J. (Augsburg) P148
Hiller, K. (Regensburg) P170
Hindelang, B. (Munich) P001
Hinrichs, H. (Kiel) P028, P034
Hintze, V. (Dresden) P227
Hinze, D. (Bonn) P145, P212
Hipler, U. (Jena) P167, P168
Hirose, M. (Luebeck) P097
Hoelge, I. M. (Munich) P013, P131
Hoelzel, M. (Bonn) P145, P147, P149, P212
Hoesl, C. (Munich) P070 (OP04/02), P190
Hoetzenecker, W. (Linz) P078
Holstein, J. (Tuebingen) P058, P152
Holtsche, M. M. (Luebeck) P073, P097, P129
Holzwarth, B. (Mannheim) P083
Homey, B. (Duesseldorf) P017, P047, P088, P135 (OP06/03), P146
Homuth, G. (Greifswald) P096 (OP03/06)
Honold, K. (Goettingen) P139 (OP06/05)
Hopfinger, G. (Vienna) P134 (OP06/06)
Horn, S. (Essen) P116 (OP04/05)
Hornig, E. (Munich) P200 (OP03/04)
Horváth, O. (Munich) P097
Hosp, C. (Wuerzburg) P019 (OP04/04)
Houben, R. (Wuerzburg) P186, P194
Hrgovic, I. (Frankfurt) P202
Hudemann, C. (Marburg) P154 (OP01/04), P155
Huelpuesch, C. (Augsburg) P010, P060, P062
Huening, I. (Luebeck) P158
Hundt, J. E. (Luebeck) P119, P127, P190
Huth, L. (Aachen) P074
Hutter, K. (Innsbruck) P159
- I**
Iben, S. (Ulm) P027, P036
Ibrahim, S. (Luebeck) P097, P098, P236
Ivanova, I. (Regensburg) P180
Izumi, K. (Sapporo) P059
- J**
Jaeger, M. (Frankfurt) P039, P213
Jankovic, D. (Zurich) P122
Jansen, P. (Essen) P090
Jappe, U. (Borstel) P158
Jegodzinski, L. (Luebeck) P137
Ji, J. (Suzhou) P007
Jiang, D. (Munich) P024 (OP03/03)
Jiao, Q. (Suzhou) P007
Jimenez, F. (Las Palmas) P177, P229
Johns, J. (Luebeck) P127
Ju, R. J. (Brisbane) P216, P218 (OP05/05)
Juenger, M. (Greifswald) P226
Juerchott, K. (Berlin) P080 (OP02/04)
Jurek, R. J. (Sydney) P217
Jurk, K. (Mainz) P126 (OP05/06)
- K**
Kadel, P. (Mannheim) P083
Kaesler, S. (Munich) P144 (OP04/03)
Kahlert, K. (Wuerzburg) P063
Kalgudde Gopal, S. (Munich) P024 (OP03/03)
Kalhs, P. (Vienna) P134 (OP06/06)
Kamenisch, Y. (Regensburg) P180
Kammerbauer, C. (Munich) P192, P200 (OP03/04)
Karrer, S. (Regensburg) P178
Karsten, C. (Luebeck) P132 (OP01/01)
Kasper, M. (Muenster) P104 (OP02/06)
Kasperkiewicz, M. (Luebeck) P165
Kasprick, A. (Luebeck) P110, P119
Kastenmueller, W. (Wuerzburg) P113
Kaufmann, R. (Frankfurt) P038, P039, P041, P202, P203, P213
Kavanagh, R. D. (Dublin) P046 (OP03/05)
Kellermann, S. (Duesseldorf) P047
Kempen, L. (Luebeck) P128
Kemper, B. (Muenster) P053
Kerdel, F. (Miami) P052
Kern, J. S. (Freiburg) P059
Kerscher, M. (Hamburg) P232
Kerstan, A. (Wuerzburg) P019 (OP04/04), P063
Khalid, F. (Ulm) P027, P036
Kilic, A. (Bielefeld) P173, P174, P181
Kimeswenger, S. (Linz) P078
Kippenberger, S. (Frankfurt) P038, P039, P202, P213
Kiprof, H. (Vienna) P100
Kiritsi, D. (Freiburg) P059
Kirschfink, M. (Heidelberg) P199 (OP06/02)
Kiselman, C. (Giessen) P002
Kislat, A. (Duesseldorf) P017
Klambauer, G. (Linz) P078
Klauegger, A. (Salzburg) P093
Klaver, D. (Innsbruck) P018
Kleemann, J. (Frankfurt) P039, P202, P203, P213
Klein, B. (Dresden) P095
Klein, O. (Berlin) P080 (OP02/04)
Kleinheinz, A. (Buxtehude) P088
Kleissl, L. (Vienna) P134 (OP06/06)
Klenner, L. (Muenster) P169
Kleszczynski, K. (Muenster) P069
Klink, L. (Tuebingen) P172

AUTHOR INDEX

- Klumpp, B. (Tuebingen) P056
 Kluth, M. A. (Heidelberg) P063
 Kluwig, D. (Aachen) P074
 Kneitz, H. (Wuerzburg) P186, P190
 Knoke, K. (Cologne) P121
 Knolle, P. (Munich) P099, P111
 Knox, S. (Munich) P013
 Knuettel, H. (Regensburg) P234
 Koch, P. (Mannheim) P210
 Kocher, T. (Salzburg) P093
 Koeberle, M. (Munich) P013, P015
 Koehl, J. (Luebeck) P021, P132 (OP01/01)
 Koehler, B. (Luebeck) P166
 Koenig, A. (Frankfurt) P025
 Koenig, S. (Muenster) P072
 Koenig, V. (Frankfurt) P202
 Kofler, L. (Tuebingen) P057
 Kokolakis, G. (Berlin) P066, P080 (OP02/04), P081
 Koller, U. (Salzburg) P093
 Komenda, K. (Innsbruck) P159, P163
 Komorowski, L. (Luebeck) P127
 Kopfnagel, V. (Hannover) P034
 Kortekaas Krohn, I. (Brussels) P074
 Kosnopfel, C. (Tuebingen) P196, P197, P198, P211
 Koszik, F. (Vienna) P100
 Kovacs, B. (Luebeck) P132 (OP01/01)
 Kraft, K. (Heidelberg) P063
 Krahn, M. (Muenster) P206
 Krammer, S. (Munich) P075
 Kranz, S. (Wuerzburg) P019 (OP04/04)
 Krause, K. (Berlin) P107, P175 (OP02/03)
 Krause, L. (Neuherberg) P161
 Krausgruber, T. (Vienna) P134 (OP06/06)
 Krebs, S. (Munich) P070 (OP04/02), P200 (OP03/04)
 Kremslehner, C. (Vienna) P042
 Kreutz, M. (Regensburg) P180
 Krikki, I. (Ulm) P071 (OP06/04), P224
 Krochmann, J. (Tuebingen) P057
 Kroeger, C. (Ulm) P224
 Krueger, U. (Berlin) P080 (OP02/04)
 Kruger, J. G. (New Yorck) P051
 Kruse, B. (Magdeburg) P113, P114 (OP01/05)
 Kruss, S. (Goettingen) P150, P179
 Krutmann, J. (Duesseldorf) P017
 Kudryasheva, G. (Goettingen) P150
 Kuenstner, A. (Luebeck) P073, P097, P109 (OP05/01), P236
 Kuenzel, S. (Ploen) P130 (OP06/01)
 Kunz, M. (Leipzig) P193, P197, P219
 Kupas, V. (Muenster) P104 (OP02/06)
 Kupsch, C. (Berlin) P167
 Kurschus, F. C. (Mainz) P044
- L**
- Lachner, J. (Vienna) P042
 Lackner, N. (Salzburg) P093
 Lacouture, M. E. (New York) P017
 Laggner, M. (Vienna) P032
 Lagkouvardos, I. (Freising) P015
 Lai, J. (Chicago) P235
 Lambert, J. (Gent) P050
 Landsberg, J. (Bonn) P145
 Lang, G. (Linz) P078
 Lang, V. (Frankfurt) P025, P026, P041, P048
 Langenhan, J. (Luebeck) P127
 Laskay, T. (Luebeck) P110
 Laudes, M. (Kiel) P022
 Laufer, S. (Tuebingen) P152
 Lauffer, F. (Munich) P065 (OP05/02)
 Lebwohl, M. (New Yorck) P052
 Lee, Y. A. (Berlin) P095, P096 (OP03/06)
 Lee-Kirsch, M. A. (Dresden) P055 (OP02/01), P095
 Lehmann, J. (Muenster) P053, P177
 Lehmann, J. (Rostock) P094
 Leibing, T. (Mannheim) P210
 Leischner, C. (Tuebingen) P223
 Leiter, U. (Tuebingen) P056, P057
 Lemcke, S. (Luebeck) P236
 Lenders, M. (Tuebingen) P056
 Lettner, T. (Salzburg) P093
 Li, N. (Zurich) P100
 Liao, W. (San Francisco) P089
 Lieb, W. (Kiel) P096 (OP03/06)
 Liebing, J. (Bonn) P145, P147
 Linck-Paulus, L. (Erlangen) P195
 Linsenmeier, L. (Hamburg) P023
 Lissner, C. (Regensburg) P178
 Liu, C. (Suzhou) P007
 Liu, J. (Munich) P024 (OP03/03)
 Liu, X. (Mannheim) P199 (OP06/02)
 Livingstone, E. (Essen) P090
 Loeffler-Wirth, H. (Leipzig) P197
- Logenthiran, L. (Marburg) P020
 Lopez-Ramos, D. (Magdeburg) P149
 Lorenz, N. (Mainz) P008, P101
 Lorenz, V. N. (Goettingen) P035
 Loser, K. (Muenster) P103, P104 (OP02/06), P169, P228
 Ludewigt, M. S. (Kiel) P023
 Ludwig, R. J. (Luebeck) P110, P119, P127, P130 (OP06/01), P132 (OP01/01), P137, P166
 Luescher, B. (Aachen) P074
 Lueth, A. (Dresden) P055 (OP02/01)
 Luetzkendorf, J. (Halle (Saale)) P205
 Luger, T. A. (Muenster) P067, P169
 Lui, G. Y. (Sydney) P215
 Luo, Y. (Berlin) P007
 Lupperger, V. (Munich) P024 (OP03/03)
 Lynde, C. (Markham) P052
- M**
- Macleod, T. (Leeds) P082
 Maeder, K. (Halle (Saale)) P205
 Maerz, J. (Erlangen) P117
 Magerl, M. (Berlin) P011
 Maglie, R. (Marburg) P054
 Mahnke, N. A. (Berlin) P107, P175 (OP02/03)
 Maisch, T. (Regensburg) P170
 Maity, P. (Ulm) P027, P029, P036, P071 (OP06/04)
 Makarov, R. (Aachen) P037
 Makino, E. (Tuebingen) P198, P201
 Makrantonaki, E. (Ulm) P071 (OP06/04)
 Mancini, A. J. (Chicago) P235
 Mann, G. J. (Sydney) P215
 March, O. P. (Salzburg) P093
 Marchenko, Y. (St. Petersburg) P144 (OP04/03)
 Marine, J. (Leuven) P149
 Marquardt, Y. (Aachen) P074, P143
 Marr, C. (Munich) P024 (OP03/03)
 Martens, M. C. (Rostock) P094
 Massalme, E. G. (Luebeck) P158
 Matthias, J. (Munich) P099
 Maul, J. (Munich) P099
 Maurer, M. (Berlin) P004, P007, P011, P107, P124 (OP05/04), P160, P175

AUTHOR INDEX

- (OP02/03), P183
 Maxeiner, J. (Mainz) P003
 (OP01/03)
 Mayer, G. (Bonn) P125
 Mayer-Hain, S. (Muenster) P102
 Mayr, C. H. (Munich) P024
 (OP03/03)
 Mayrdorfer, M. (Vienna) P134
 (OP06/06)
 Meier, B. (Zurich) P122
 Meier, F. (Dresden) P188
 Meierjohann, S. (Wuerzburg)
 P186, P193
 Meinl, H. (Munich) P099
 Meisel, S. (Heidelberg) P171
 Meiss, F. (Freiburg) P059
 Meissner, M. (Frankfurt) P038,
 P202, P203, P213
 Meister, G. (Regensburg) P195
 Meller, S. (Duesseldorf) P017,
 P146
 Mellett, M. (Zurich) P122
 Mempel, M. (Goettingen) P014
 (OP05/03)
 Mengoni, M. (Magdeburg) P191
 (OP02/02)
 Menter, A. (Dallas) P050
 Meraz-Torres, F. (Tuebingen)
 P040
 Merker, S. (Bielefeld) P174
 Merkwitz, K. (Frankfurt) P039
 Merl, A. (Regensburg) P180
 Mertens, P. R. (Magdeburg) P196
 Metz, M. (Berlin) P183
 Meyer, D. (Goettingen) P150
 Meyer, P. (Ulm) P029
 Meyne, L. (Luebeck) P128, P137
 Micossé, C. (Bern) P135
 (OP06/03)
 Micus, L. C. (Goettingen) P035
 Miller, A. (Vienna) P042
 Mitschang, C. (Muenster) P102
 Moebis, C. (Marburg) P002, P020,
 P045, P058, P164 (OP04/01)
 Moeller, I. (Essen) P090
 Moeller, M. (Aachen) P143
 Moeller, S. (Jena) P227
 Moessner, R. (Goettingen) P080
 (OP02/04)
 Moganti, K. (Muenster) P169
 Mohammadi, M. (Mannheim)
 P210
 Mohr, F. (Ulm) P224
 Momin, A. A. (Thuwal) P017
 Moos, S. (Mainz) P044
 Moritz, R. (Halle (Saale)) P205
 Morrison, S. (Dallas) P189
 Mortasawi, V. (Marburg) P054
 Mousavi, S. (Luebeck) P108,
 P128, P129, P137
 Mucha, S. (Kiel) P096 (OP03/06)
 Muehlenbein, S. (Marburg) P020,
 P185
 Mueller, A. (Luebeck) P109
 (OP05/01)
 Mueller, D. (Wuerzburg) P033
 Mueller, L. (Halle (Saale)) P205
 Mueller, M. (Greifswald) P233
 Mueller-Roehr, S. (Bielefeld) P174
 Muenchow, A. (Tuebingen) P196
 Muenz, C. (Zurich) P163
 Multhoff, G. (Munich) P144
 (OP04/03)
 Munir, S. (Ulm) P071 (OP06/04)
 Munoz, M. (Berlin) P124
 (OP05/04)
 Murali, R. (New York) P090
 Murthy, S. (Luebeck) P109
 (OP05/01), P129
 Mycielska, M. (Regensburg) P187
 Mylonas, A. (Lausanne) P046
 (OP03/05)
- N**
 Naetlitz, J. (Cologne) P030, P076
 (OP01/02)
 Nagelreiter, I. M. (Vienna) P042
 Nagl, C. (Berlin) P183
 Naito, R. (Vienna) P100
 Navarini, A. (Zurich) P122
 Nazaré, M. (Berlin) P107, P175
 (OP02/03)
 Nemetschke, L. (Halle (Saale))
 P204
 Neubert, E. (Goettingen) P150,
 P179
 Neubert, K. (Burgstaedt) P088
 Neufeld, M. (Muenster) P102
 Neuhaus, K. (Freising) P015
 Neumann, A. U. (Augsburg) P006,
 P010, P060, P062
 Neumann, C. (Kiel) P174
 Nica, R. (Vienna) P042
 Niebergall-Roth, E. (Heidelberg)
 P063
 Niessner, H. (Tuebingen) P040,
 P188, P198, P211, P223
 Nikolaev, B. (St. Petersburg) P144
 (OP04/03)
 Nishie, W. (Sapporo) P059
 Nishiguchi, A. (Aachen) P143
 Nobereit-Siegel, L. (Leipzig) P219
 Noethen, M. (Bonn) P096
 (OP03/06)
 Noster, R. (Berlin) P099
 Novak, N. (Bonn) P096 (OP03/06)
- Nsiah-Dosu, S. (Luebeck) P021
 Ntziachristos, V. (Munich) P001
 Nunn, M. (London) P129
 Nussbaumer, T. (Augsburg) P006,
 P010, P060, P062
 Nusshag, C. (Heidelberg) P171
- O**
 Obersteiner, A.
 (Oberschleissheim) P010
 Ochirbold, K. (Luebeck) P108
 Oehrl, S. (Heidelberg) P171
 Ohnmacht, C. (Munich) P161
 Oji, V. (Muenster) P228
 Oláh, P. (Duesseldorf) P017, P146
 Olaru, F. (Heidelberg) P156
 Olsavszky, V. (Mannheim) P210
 Ose, R. (Mainz) P003 (OP01/03),
 P005
- P**
 Pahl, J. (Mannheim) P162
 (OP03/02)
 Panayotova-Dimitrova, D.
 (Aachen) P037
 Pandey, R. K. (Ulm) P091
 Pandey, R. V. (Vienna) P134
 (OP06/06)
 Pappelbaum, K. (Muenster) P102
 Paschen, A. (Essen) P090
 Paternoster, L. (Bristol) P096
 (OP03/06)
 Patra, V. (Graz) P133
 Paul, C. (Toulouse) P051
 Paus, R. (Manchester) P177, P229
 Paus, R. (Miami) P053
 Pawlak, M. (Heiligenstadt) P088
 Peking, P. (Salzburg) P093
 Perazzolli, G. (Muenster) P228
 Pereira, M. P. (Muenster) P182
 Peters, A. (Neuherberg) P096
 (OP03/06)
 Peters, J. (Magdeburg) P149,
 P209
 Pfaff, C. M. (Aachen) P074
 Pfuetzner, W. (Marburg) P002,
 P020, P045, P058, P164
 (OP04/01)
 Phan, T. (Ulm) P027, P036
 Philippou-Massier, J. (Munich)
 P070 (OP04/02)
 Piccini, I. (Muenster) P229
 Pickert, J. E. (Marburg) P020
 Pinter, A. (Frankfurt) P025
 Pisabarro, M. T. (Dresden) P227
 Poceva, M. (Muenster) P103
 Pogatzki-Zahn, E. M. (Muenster)
 P182

AUTHOR INDEX

Pohlentz, F. (Magdeburg) P225
 Pollet, M. (Duesseldorf) P017
 Pollmann, R. (Marburg) P054,
 P058, P120, P154 (OP01/04),
 P155, P164 (OP04/01),
 P185
 Posch, B. (Innsbruck) P018
 Posch, C. (Munich) P049, P089,
 P190
 Prinsen, C. (Amsterdam) P234
 Prinz, J. C. (Munich) P112, P138
 (OP03/01), P140
 Prokopi, N. (Innsbruck) P159
 Proksch, E. (Kiel) P174
 Przybylowicz, K. (Berlin) P183
 Pyza, E. (Krakow) P069

Q

Qian, H. (Suzhou) P007
 Qian, Q. (Suzhou) P007
 Quaranta, M. (Oxford) P161

R

Raba, K. (Duesseldorf) P047
 Rabitsch, W. (Vienna) P134
 (OP06/06)
 Radau, L. (Duesseldorf) P146
 Rademacher, F. (Kiel) P028, P034
 Rademann, J. (Berlin) P227
 Radtke, M. (Hamburg) P088
 Raker, V. K. (Mainz) P005, P008,
 P101, P123 (OP01/06)
 Rambow, F. (Leuven) P149
 Ramesh, P. (Munich) P024
 (OP03/03)
 Ramesh, V. (Dallas) P189
 Rancan, F. (Berlin) P176
 Ranta, F. (Tuebingen) P220
 (OP02/05)
 Ranzinger, D. L. (Munich) P079
 Rappersberger, K. (Vienna) P049,
 P089
 Rauer, D. (Augsburg) P010, P062
 Rech, A. (Wuerzburg) P118
 Recke, A. (Luebeck) P127, P158
 Redegeld, F. (Utrecht) P006
 Rehfeldt, F. (Goettingen) P150
 Reich, K. (Berlin) P051
 Reichelt, J. (Salzburg) P093
 Reichenbach, G. (Frankfurt) P038,
 P039
 Reidel, U. (Berlin) P183
 Reier, K. (Goettingen) P014
 (OP05/03)
 Reiger, M. (Augsburg) P010,
 P060, P062
 Reinhardt, J. (Bonn) P149

Reininger, B. (Vienna) P134
 (OP06/06)
 Reinknecht, S. (Tuebingen) P151
 Reiss, K. (Kiel) P022, P023
 Renner, E. D. (Augsburg) P148
 Renner Sattler, K. (Regensburg)
 P180
 Reuther, T. (Hamburg) P232
 Reyda, S. (Mainz) P123
 (OP01/06)
 Riemekasten, G. (Luebeck) P109
 (OP05/01)
 Riesenberg, S. (Bonn) P149
 Riess, O. (Tuebingen) P040, P188
 Rimal, R. (Aachen) P143
 Rinkevich, Y. (Munich) P024
 (OP03/03)
 Ritz, S. (Mainz) P009
 Riva, A. (Vienna) P133
 Rodríguez, E. (Kiel) P096
 (OP03/06)
 Roecken, M. (Tuebingen) P151,
 P157, P208, P214, P220
 (OP02/05)
 Roehrig, N. (Mainz) P123
 (OP01/06)
 Roesch, A. (Essen) P090
 Rogava, M. (Bonn) P113
 Romani, N. (Innsbruck) P163
 Rostan, P. V. (Mainz) P005
 Roth, J. (Muenster) P102
 Rothballer, M. (Oberschleissheim)
 P010
 Rother, S. (Dresden) P227
 Rueter, C. (Muenster) P103
 Rueth, M. (Munich) P184
 Ruf, W. (Mainz) P009, P123
 (OP01/06)
 Ruiz-Gomez, G. (Dresden) P227
 Runkel, F. (Giessen) P002
 Ruotsalainen, J. (Magdeburg)
 P113, P114 (OP01/05), P149,
 P209, P225
 Rupp, C. (Heidelberg) P171
 Ruzicka, T. (Munich) P075
 Ryan, C. (Dublin) P051

S

Saalbach, A. (Leipzig) P068, P227
 Sabat, R. (Berlin) P064, P066,
 P080 (OP02/04), P081, P183
 Sadik, C. D. (Luebeck) P097,
 P108, P109 (OP05/01), P128,
 P129, P137, P165
 Salinas, G. (Goettingen) P080
 (OP02/04)
 Saloga, J. (Mainz) P003
 (OP01/03)

Sárdy, M. (Munich) P075, P097
 Sarna, M. (Krakow) P069
 Satoh, T. (Zurich) P122
 Sauer, B. (Tuebingen) P196,
 P198, P221
 Scalise, V. (Frankfurt) P026
 Schaak, K. (Wuerzburg) P116
 (OP04/05)
 Schadendorf, D. (Essen) P090,
 P116 (OP04/05)
 Schaeckel, K. (Heidelberg) P088,
 P153, P156, P162 (OP03/02),
 P171
 Schaffenrath, S. (Innsbruck) P163
 Schaidler, H. (Brisbane) P217
 Schaller, M. (Tuebingen) P040
 Scharffetter-Kochanek, K. (Ulm)
 P027, P029, P036, P071
 (OP06/04), P091
 Scharnweber, D. (Dresden) P227
 Schatz, S. (Ulm) P071 (OP06/04)
 Schauer, F. (Freiburg) P059
 Schedel, F. (Muenster) P102
 Scheffel, J. (Berlin) P004, P011,
 P107, P175 (OP02/03)
 Scheu, A. (Tuebingen) P057
 Scheuermann, N. (Ulm) P029
 Scheurer, S. (Langen) P005
 Schielein, M. (Munich) P087
 Schiller, H. B. (Munich) P024
 (OP03/03)
 Schilling, B. (Wuerzburg) P116
 (OP04/05), P118
 Schilling, L. (Mannheim) P084,
 P085
 Schitteck, B. (Tuebingen) P172,
 P196, P197, P198, P201, P221
 Schlapbach, C. (Bern) P135
 (OP06/03)
 Schledzewski, K. (Mannheim)
 P210
 Schlosser, A. (Wuerzburg) P118
 Schloter, M. (Neuherberg) P015
 Schmidgen, M. I. (Mainz) P009,
 P123 (OP01/06)
 Schmidt, A. (Muenster) P103
 Schmidt, E. (Luebeck) P073,
 P097, P119, P127, P129, P130
 (OP06/01), P165
 Schmidt, F. (Dresden) P055
 (OP02/01)
 Schmidt, J. (Luebeck) P158
 Schmidt, M. (Wuerzburg) P033,
 P135 (OP06/03)
 Schmidt, O. (Niederdorfelden)
 P002
 Schmidt, T. (Mainz) P008, P123
 (OP01/06)

AUTHOR INDEX

- Schmidt, T. (Marburg) P120
 Schmidt-Weber, C. B. (Munich) P079, P148, P161
 Schmidts, T. (Giessen) P002
 Schmitt, A. (Tuebingen) P198
 Schmitt, J. (Dresden) P088
 Schnabelrauch, M. (Jena) P227
 Schneeweiss, M. (Muenster) P103
 Schneider, M. R. (Munich) P190
 Schneider, S. W. (Hamburg) P199 (OP06/02)
 Schneider, S. (Mannheim) P083, P084, P085
 Schneider-Burrus, S. (Berlin) P064, P066
 Schnidar, H. (Vienna) P049
 Schoeler, A. (Neuherberg) P015
 Schoellhammer, M. (Vienna) P049
 Schoen, M. P. (Goettingen) P035, P139 (OP06/05), P141, P014 (OP05/03), P150, P179
 Scholtissek, B. (Bonn) P125
 Scholz, C. (Luebeck) P021
 Schrama, D. (Wuerzburg) P186, P194
 Schreiber, U. (Muenster) P072
 Schroeder, H. (Heidelberg) P063
 Schroeder, S. S. (Goettingen) P141
 Schruefer, P. (Wuerzburg) P063
 Schuler, G. (Erlangen) P117
 Schuler-Thurner, B. (Erlangen) P117
 Schulz, A. (Luebeck) P165
 Schulze-Dasbeck, M. (Marburg) P020
 Schupp, J. (Mainz) P207
 Schuppan, D. (Mainz) P101
 Schuppe, M. (Marburg) P002
 Schuster, B. (Munich) P184
 Schuster, P. (Mainz) P003 (OP01/03)
 Schwarm, C. (Luebeck) P097
 Schwarz, A. (Kiel) P115
 Schwarz, B. (Langenau) P088
 Schwarz, T. (Kiel) P115
 Schwarze, U. Y. (Vienna) P031
 Schweinzer, K. (Tuebingen) P057
 Schwenke, R. (Dresden) P055 (OP02/01)
 Schwertner, B. (Regensburg) P187, P206
 Schwierzeck, V. (Augsburg) P060, P062
 Scolyer, R. A. (Sydney) P215
 Scott, E. (Brisbane) P217
 Seebode, C. (Rostock) P094
 Seeger, K. (Luebeck) P236
 Segelcke, D. (Muenster) P182
 Seiringer, P. (Munich) P079
 Seitz, C. S. (Goettingen) P035
 Sennefelder, H. (Wuerzburg) P033
 Senra, L. (Geneva) P046 (OP03/05), P048, P231
 Seutter, M. (Luebeck) P108, P129
 Seyfarth, F. (Erfurt) P168
 Sezin, T. (Luebeck) P108, P128, P129, P137
 Shalbaf, M. (Leeds) P082
 Shevtsov, M. (Munich) P144 (OP04/03)
 Shimizu, H. (Sapporo) P059
 Shridhar, N. (Bonn) P113
 Shridhar, N. (Magdeburg) P114 (OP01/05), P149, P209, P225
 Siegl, J. (Bonn) P125
 Silber, T. (Tuebingen) P057
 Silva, R. I. (Munich) P015
 Silye, R. (Linz) P078
 Simanski, M. (Kiel) P034
 Simon, B. (Erlangen) P117
 Simon, D. (Bern) P135 (OP06/03)
 Simon, J. C. (Leipzig) P068
 Simon, N. (Tuebingen) P220 (OP02/05)
 Singer, L. (Regensburg) P170
 Singh, K. (Ulm) P091, P071 (OP06/04), P091
 Singh, S. (Vienna) P049
 Singh, S. (Aachen) P143
 Singh, V. (Munich) P012
 Sinnberg, T. (Tuebingen) P040, P188, P196, P198, P211, P223
 Skabytska, Y. (Munich) P012, P013, P111, P131, P136
 Smatlik, N. (Tuebingen) P151
 Smith, A. (Brisbane) P217
 Snijder, B. (Zurich) P135 (OP06/03)
 Soeberdt, M. (Bielefeld) P181, P173
 Solimani, F. (Marburg) P045, P054, P058, P120, P164 (OP04/01), P185
 Sorg, R. (Duesseldorf) P047
 Soshilov, A. A. (Davis) P017
 Sossau, D. (Tuebingen) P057
 Sparwasser, T. (Hannover) P019 (OP04/04)
 Sperrhacker, M. (Kiel) P023
 Spindler, M. (Berlin) P183
 Spoerri, L. (Brisbane) P216, P217
 Springer, J. (Mainz) P009, P123 (OP01/06)
 Stacey, M. (Leeds) P082
 Stach, R. A. (Tuebingen) P151
 Staender, S. (Luebeck) P166
 Staender, S. (Muenster) P182, P184
 Stalder, R. (Geneva) P230
 Stark, K. (Regensburg) P086
 Stary, G. (Vienna) P133, P134 (OP06/06)
 Staubach-Renz, P. (Mainz) P088
 Stegemann, A. (Muenster) P067, P069, P072
 Stehens, S. J. (Brisbane) P216, P218 (OP05/05)
 Steiger, J. (Cologne) P121
 Steinbrink, K. (Mainz) P005, P008, P009, P101, P123 (OP01/06)
 Steinbrink, K. (Muenster) P169, P228
 Steinmueller-Magin, L. (Singen) P158
 Sticherling, M. (Erlangen) P043
 Sticht, C. (Mannheim) P210
 Stingl, G. (Vienna) P100
 Stockstrom, M. (Hamburg) P232
 Stoelzl, D. (Kiel) P088
 Stoevesandt, J. (Wuerzburg) P019 (OP04/04)
 Stoitzner, P. (Innsbruck) P159, P163
 Storz, G. (Wuerzburg) P033
 Storz, T. (Munich) P012
 Stow, J. L. (Sydney) P215
 Strieder, A. (Munich) P200 (OP03/04)
 Strober, B. (Farmington) P050
 Strobl, J. (Vienna) P100, P133, P134 (OP06/06)
 Strom, T. (Neuherberg) P015
 Sucker, A. (Essen) P090
 Sukserree, S. (Vienna) P031
 Sunderkoetter, C. (Halle (Saale)) P102, P204, P205
- T**
 Tampouri, I. (Tuebingen) P057
 Tappenbeck, N. (Heidelberg) P063
 Tasdogan, A. (Dallas) P189
 Technau-Hafsi, K. (Freiburg) P059
 Thaci, D. (Luebeck) P051
 Thakur, B. K. (Essen) P196
 Theinkom, F. (Regensburg) P170
 Theis, F. (Neuherberg) P061
 Thiem, A. (Wuerzburg) P186
 Thoenes, S. (Leipzig) P227
 Thoma, K. (Freiburg) P059

AUTHOR INDEX

- Thomas, I. (Tuebingen) P057
 Thomas, J. (Munich) P061, P079, P161
 Thompson, E. H. (Chicago) P051
 Thompson, E. H. (Redwood City) P050, P052
 Tietze, J. (Munich) P112
 Tikoo, S. (Sydney) P215
 Tillmann, J. (Luebeck) P132 (OP01/01)
 Tizek, L. (Munich) P087
 Tofern, S. (Luebeck) P130 (OP06/01)
 Toledo Stauner, C. (Regensburg) P222
 Tonnessen, C. A. (Brisbane) P217
 Traidl-Hoffmann, C. (Augsburg) P006, P010, P060, P062, P131, P148
 Trajanoski, Z. (Innsbruck) P159
 Traupe, H. (Muenster) P228
 Trautmann, A. (Wuerzburg) P019 (OP04/04)
 Trautschold-Krause, F. S. (Goettingen) P035
 Tremmel, K. (Augsburg) P060
 Tripp, C. H. (Innsbruck) P163, P159
 Trothe, J. (Zwingenberg) P026
 Tsai, T. (Taipei) P051
 Tsaousi, A. (Berlin) P064
 Tschachler, E. (Vienna) P031, P032, P042
 Tsiskarishvili, N. (Muenster) P072
 Tueting, T. (Magdeburg) P113, P114 (OP01/05), P145, P149, P191 (OP02/02), P209, P225
 Tuettenberg, A. (Mainz) P126 (OP05/06), P207
 Tummers, B. (Memphis) P159
- U**
 Ugurel, S. (Essen) P090
 Uhle, F. (Heidelberg) P171
 Ullrich, S. (Tuebingen) P220 (OP02/05)
 Unger, P. (Regensburg) P178
 Uslu, U. (Erlangen) P117
 Uttarkar, S. (Geneva) P231
- V**
 Valdecantos, W. C. (Chicago) P050
 Valdes, J. M. (Chicago) P052
 Valentin, F. (Muenster) P228
 Valesky, E. (Frankfurt) P038
 van Beek, N. (Luebeck) P073
 van den Boorn-Konijnenberg, D. (Bonn) P145
 van der Sluis, T. C. (Magdeburg) P113, P114 (OP01/05), P149, P209, P225
 van Kries, J. (Berlin) P175 (OP02/03)
 Veit, M. (Kiel) P023
 Venturelli, S. (Tuebingen) P223
 Vera, C. (Berlin) P175 (OP02/03)
 Vera Ayala, C. E. (Berlin) P011
 Vioel, W. (Goettingen) P077
 Vital, E. (Leeds) P082
 Voeller, D. (Erlangen) P195
 Vogl, T. (Muenster) P102
 Vogt, A. (Berlin) P176
 Voigt, M. (Mainz) P207
 Voit, H. (Innsbruck) P163
 Volk, H. (Berlin) P080 (OP02/04)
 Vollmar, B. (Rostock) P077
 Vollmer, S. (Munich) P112, P138 (OP03/01), P140
 Volz, T. (Munich) P012
 v. Kries, J. (Berlin) P107
 von Hodenberg, C. (Muenster) P102
 von Kiedrowski, R. (Selters/Westerwald) P088
 von Meyenn, L. (Bern) P135 (OP06/03)
 von Podewils, S. (Greifswald) P226
 von Woedtke, T. (Greifswald) P233
 Vural, S. (Munich) P138 (OP03/01)
- W**
 Wacker, A. (Niederdorfelden) P002
 Wagenknecht, S. (Hannover) P034
 Wagner, E. (Madrid) P101
 Wagner, N. (Tuebingen) P056, P057
 Wagner, T. (Tuebingen) P188
 Walter, E. (Mainz) P126 (OP05/06)
 Wang, H. (Shanghai) P091
 Wang, M. (Suzhou) P007
 Wang, R. (Munich) P061
 Wang, Y. (Berlin) P004
 Wang, Y. (Mannheim) P199 (OP06/02)
 Wang, Z. (Berlin) P016
 Wangorsch, A. (Langen) P005
 Wanke, F. (Mainz) P044
 Wannick, M. (Luebeck) P109 (OP05/01)
 Ward, C. (Muenster) P177, P229
 Wegner, J. (Muenster) P177
 Wehkamp, U. (Kiel) P096 (OP03/06)
 Weide, B. (Tuebingen) P117
 Weidemann, S. (Tuebingen) P220 (OP02/05)
 Weidinger, S. (Kiel) P028, P088, P096 (OP03/06)
 Weigmann, B. (Erlangen) P003 (OP01/03), P005
 Weiland, D. (Cologne) P030
 Weilemann, H. (Garching) P170
 Weiss, J. (Ulm) P029
 Weisshaar, E. (Heidelberg) P088
 Weller, K. (Berlin) P183
 Weninger, W. (Sydney) P215, P217
 Wenzel, J. (Bonn) P125
 Werfel, T. (Hannover) P034, P088, P096 (OP03/06)
 Wersig, T. (Halle (Saale)) P205
 Wessely, A. (Munich) P192, P200 (OP03/04)
 Westphal, D. (Dresden) P188
 Wiala, A. (Vienna) P049, P089
 Wieder, T. (Tuebingen) P214, P220 (OP02/05)
 Wiegand, C. (Jena) P167, P168
 Wiegmann, H. (Muenster) P228
 Wiemers, F. (Leipzig) P088
 Wiesinger, M. (Erlangen) P117
 Wiesner, R. J. (Cologne) P030, P076 (OP01/02)
 Williams, D. A. (Chicago) P051
 Willscher, E. (Leipzig) P197
 Wilmott, J. S. (Sydney) P215
 Wilms, C. (Ulm) P224
 Winkler, M. (Mannheim) P210
 Winter, J. (Tuebingen) P057
 Wippold, T. (Leipzig) P227
 Wistuba-Hamprecht, K. (Tuebingen) P117
 Witte, K. (Berlin) P080 (OP02/04), P081
 Witte, M. (Luebeck) P098
 Witte-Haendel, E. (Berlin) P080 (OP02/04), P081
 Wittmann, M. (Leeds) P082
 Wlaschek, M. (Ulm) P029, P071 (OP06/04)
 Wobser, M. (Wuerzburg) P194
 Woelbing, F. (Munich) P012
 Woelfl, S. (Heidelberg) P142 (OP04/06)
 Wohlfeil, S. A. (Mannheim) P210

AUTHOR INDEX

Wolf, C. (Dresden) P055
(OP02/01)
Wolf, R. (Marburg) P190
Wolk, K. (Berlin) P080 (OP02/04),
P081
Wollenberg, A. (Munich) P088
Worm, M. (Berlin) P088
Wrobel, L. (Geneva) P046
(OP03/05)

Y

Yakovleva, L. (St. Petersburg)
P144 (OP04/03)
Yawalkar, N. (Bern) P122
Yazdi, A. S. (Aachen) P151
Yerly, D. (Bern) P122
Yu, D. (Uppsala) P113
Yu, Q. (Munich) P024 (OP03/03)

Z

Zamecnikova, K. (Magdeburg)
P149, P209
Zanuttigh, E. (Munich) P070
(OP04/02)
Zaremba, A. (Essen) P090
Zeida, M. (Vienna) P100
Zeidler, C. (Muenster) P182
Zhang, B. (Geneva) P230
Zhang, H. (Heidelberg) P156
Zhang, X. (Suzhou) P007
Ziehfreund, S. (Munich) P184
Zielinski, C. E. (Munich) P099
Zierow, J. (Mannheim) P210
Zillikens, D. (Luebeck) P166,
P073, P097, P098, P108, P109
(OP05/01), P127,
P128, P129, P130 (OP06/01),
P137, P158, P165
Zillikens, H. (Luebeck) P110
Zimmer, L. (Essen) P090
Zimmer, N. (Mainz) P126
(OP05/06), P207
Zimmer, S. (Mainz) P126
(OP05/06)
Zimmermann, J. (Garching) P170
Zimmermann, L. (Tuebingen)
P201
Zimmermann, M. E. (Regensburg)
P086
Zimmermann, N. (Dresden) P055
(OP02/01), P095
Zink, A. (Munich) P065
(OP05/02), P184, P087, P088
Zoeller, N. (Frankfurt) P038, P039
Zuberbier, T. (Berlin)

KEYWORDS

A

Acne P049, P064, P066
Actinic keratoses P087
Adhesion molecule P022, P210
Aging P027, P036, P042, P071 (OP06/04), P076 (OP01/02), P234
Allergic encephalitis P157
Alopecia P053, P177, P190, P229
Anaphylaxis P002, P012, P021, P158
Angiogenesis P202
Animal models for disease P002, P003 (OP01/03), P005, P008, P014 (OP05/03), P091, P110, P128, P129, P130 (OP06/01), P132 (OP01/01), P154 (OP01/04), P155, P173, P178, P181, P190, P207
Antigen presenting cell P013, P133
Antioxidant P179, P189
Apoptosis P037, P159, P192
Arachidonic acid P169
Atopic dermatitis P007, P013, P014 (OP05/03), P015, P047, P060, P062, P065 (OP05/02), P074, P082, P086, P088, P096 (OP03/06), P099, P131, P173, P183, P228, P235
Autoantibody P058, P059, P073, P108, P109 (OP05/01), P119, P130 (OP06/01), P132 (OP01/01), P165
Autoantigen P120, P125, P140, P185

B

B cell P058, P061, P155, P164 (OP04/01)
Bacterial infections P013, P015, P062, P133, P146, P169, P170, P172, P226, P228
Barrier function P014 (OP05/03), P026, P060, P131, P148, P161, P174, P176, P232
Basal cell carcinoma P078
Basement membrane P231
Bullous disease P054, P059, P073, P097, P098, P108, P110, P129, P130 (OP06/01), P137, P165, P185

C

Cadherin P024 (OP03/03)
Calcium P232
cAMP P130 (OP06/01)

cDNA cloning P195
Cell cycle control P194, P198, P217
Cell motility P156, P196, P200 (OP03/04), P218 (OP05/05)
Chemokine P103, P109 (OP05/01), P208
Chymase P011
Collagen P038, P067, P150, P236
Collagenase P125
Contact dermatitis P001, P033, P086, P123 (OP01/06), P139 (OP06/05), P141, P175 (OP02/03)
Contact hypersensitivity P008, P009, P044, P115, P135 (OP06/03), P139 (OP06/05)
Cornified cell envelope P232
Corticosteroids P015, P121
Cosmetic Dermatology P053, P177, P226
Costimulatory molecules P007
Cutaneous T cell lymphoma P183, P194
Cytokine P013, P017, P025, P044, P046 (OP03/05), P047, P048, P050, P051, P052, P079, P081, P105, P121, P132 (OP01/01), P135 (OP06/03), P143, P146, P151, P161, P162 (OP03/02), P171, P175 (OP02/03), P220 (OP02/05)
Cytokine receptors P152
Cytoskeleton P093, P218 (OP05/05)
Cytotoxicity P117

D

Dendritic cell P005, P018, P151, P157, P159, P163, P176
Dermatoendocrinology P057, P069
Dermis P004, P028, P030, P077
Desmoglein P127, P154 (OP01/04), P155
Desmosome P092
Desquamation P077
Differentiation P026, P032, P041, P042, P048, P079, P220 (OP02/05)
DNA mutation P030, P055 (OP02/01), P091, P098, P212
DNA repair P027, P036, P201, P212, P224

E

Eczema P061, P062, P065 (OP05/02), P086, P088, P174, P235
Eicosanoids P108, P129
Endothelial cell P102, P199 (OP06/02), P202, P203, P210
Enzymes P042
Eosinophil P020
Epidemiology P083, P084, P085, P086, P183, P184
Epidermal growth factor receptor P089, P227
Epidermal permeability barrier P176
Epidermolysis bullosa P073, P092, P132 (OP01/01), P236
Erythema P001
Extracellular matrix P221, P231

F

Fatty acid P068
Fibroblast P024 (OP03/03), P027, P030, P035, P036, P038, P178, P180, P221
Fibrosis P035, P067, P101
Filaggrin P014 (OP05/03)
Fungal therapy, fungus P166, P167, P168, P226

G

G protein P128, P137, P181
Gene regulation P015, P070 (OP04/02), P071 (OP06/04), P096 (OP03/06), P097, P134 (OP06/06), P193, P197, P224
Genotyping P096 (OP03/06), P158
GM-CSF P222
Growth factor P191 (OP02/02)

H

Hair P053, P177, P229
Heat shock protein P144 (OP04/03)
Herpes simplex P124 (OP05/04), P222
Histamine P011, P016
HLA P118, P120, P138 (OP03/01), P140

I

Ichthyosis P228
IgA P006, P075, P102, P127
IgE P012, P061
Immune tolerance P002, P003 (OP01/03), P005, P019 (OP04/04), P099, P126 (OP05/06), P154 (OP01/04), P160, P186, P209

Immunoglobulin P006, P073, P107, P156
Inflammation P017, P021, P025, P028, P029, P034, P037, P043, P045, P046(OP03/05), P049, P054, P063, P068, P072, P076 (OP01/02), P082, P089, P096(OP03/06), P097, P101, P104 (OP02/06), P105, P106, P107, P111, P122, P125, P128, P129, P137, P141, P147, P150, P153, P158, P160, P169, P171, P172, P174, P175 (OP02/03), P179, P228, P230, P231
Integrin P139 (OP06/05), P156
Interferon P055 (OP02/01), P095, P125, P186, P203, P208, P214
Interleukin P016, P045, P047, P122, P151
Ions P026, P031

J

Juckreiz/Pruritus P059, P184

K

Keloid P038, P039
Keratinocyte P025, P026, P028, P031, P032, P033, P034, P041, P043, P048, P093, P094, P103, P119, P131, P148, P151, P172, P173, P180, P227
Keratins P032, P092, P093

L

Laser P075, P163
Leukocyte P100, P133, P153
Leukocyte antigens P134 (OP06/06)
Ligand P023
Lipids P147
Lupus erythematosus P055 (OP02/01), P082, P179
Lymphocyte P138 (OP03/01)

M

Macrophage P009, P029, P031, P122, P207, P208, P230
MAP kinase P198, P201, P211, P225
Mast cell P004, P011, P016, P021, P124 (OP05/04)
Melanin P069, P233
Melanocyte P114 (OP01/05), P193, P195, P200 (OP03/04), P212, P219
Melanoma P017, P020, P039, P040, P056, P057, P069, P083, P084, P090, P112, P113, P114 (OP01/05), P116 (OP04/05), P117, P118, P144 (OP04/03),

P145, P147, P149, P159, P162 (OP03/02), P186, P187, P188, P189, P191 (OP02/02), P192, P193, P195, P196, P197, P198, P199 (OP06/02), P200 (OP03/04), P201, P204, P205, P206, P207, P209, P210, P211, P212, P214, P215, P216, P217, P218 (OP05/05), P219, P221, P222, P223, P224, P225
Merkel Cell P213
Metabolism P042, P068, P076 (OP01/02), P134 (OP06/06), P136, P180, P187, P189, P206, P223
Mitochondria P030, P076 (OP01/02), P097, P098
Monocyte P009, P022, P101, P104 (OP02/06), P107, P116 (OP04/05), P122, P123 (OP01/06), P156, P162 (OP03/02), P171
Mouse mutation P191 (OP02/02)
Mutation P118, P188

N

Nerve P023, P182
Neutrophil P045, P046 (OP03/05), P102, P103, P108, P110, P114 (OP01/05), P127, P150, P172, P179, P199 (OP06/02)
NK cell P003 (OP01/03), P162 (OP03/02)

O

Oncogene P070 (OP04/02), P196, P198, P200 (OP03/04), P211, P215, P217
Oxygen radicals P189, P233

P

p53 P186, P203
Patch test P001, P141
Pemphigus foliaceus P164 (OP04/01)
Pemphigus vulgaris P058, P098, P119, P120, P127, P154 (OP01/04), P155, P164 (OP04/01), P165
Pharmacology P107, P175 (OP02/03), P176, P181, P216
Phosphorylation P152
Photoprotection P087
Pigmentation P233
Polymerase chain reaction P010
Proliferation P094, P104 (OP02/06)
Protease P022, P023

Protein kinase P041, P188, P211
Proteoglycans P227
Pruritus P181, P182, P183, P184, P185, P235
Psoriasis P041, P044, P046 (OP03/05), P048, P050, P051, P052, P065 (OP05/02), P068, P074, P079, P080 (OP02/04), P082, P091, P103, P105, P105, P106, P111, P115, P121, P128, P136, P138 (OP03/01), P140, P143, P153, P231, P237
Psychology P083, P085
Public Health P062, P066, P083, P084, P085, P088, P170, P184

R

Receptors P009, P021, P023, P033, P061, P123 (OP01/06), P165

S

SCID mouse P003 (OP01/03)
Signal transduction P016, P025, P074, P089, P110, P119, P150, P152, P188, P197, P203, P210
Skin equivalent P028, P033, P074, P143
Skin graft P153
Skleroderma P035, P067, P095, P101, P109 (OP05/01), P178
Squamous cell carcinoma P070 (OP04/02), P095, P190
Stem cell P029, P063, P071 (OP06/04), P133, P229
Stratum corneum P032, P232

T

T cell P005, P007, P008, P019 (OP04/04), P020, P044, P045, P047, P054, P058, P079, P099, P100, P112, P113, P114 (OP01/05), P115, P117, P120, P121, P126 (OP05/06), P134 (OP06/06), P135 (OP06/03), P136, P138 (OP03/01), P139 (OP06/05), P140, P141, P142 (OP04/06), P146, P147, P148, P157, P159, P160, P161, P164 (OP04/01), P169, P173, P185, P220 (OP02/05)
TGF-beta P142 (OP04/06)
Th1/Th2 P006, P007, P012, P018, P054, P099, P131, P135 (OP06/03), P157
TNF-alpha P037, P072, P089, P111, P208
Transcription P027, P036

Transcription factors P035,
P192, P224
Transfection P195, P204
Transgenic mice P031, P104
(OP02/06), P123 (OP01/06)
Tumor infiltrating lymphocyte
P207, P216
Tumor progression P116
(OP04/05), P126 (OP05/06),
P190, P191 (OP02/02),
P193, P196, P197, P199
(OP06/02), P202, P204, P205,
P214, P215, P216, P217,

P218(OP05/05), P219, P220
(OP02/05), P221
Tumor promoter P215
Tumor suppressor gene P070
(OP04/02), P206, P219

U
Ulcer P063
Ultraviolet P072, P177, P178,
P180

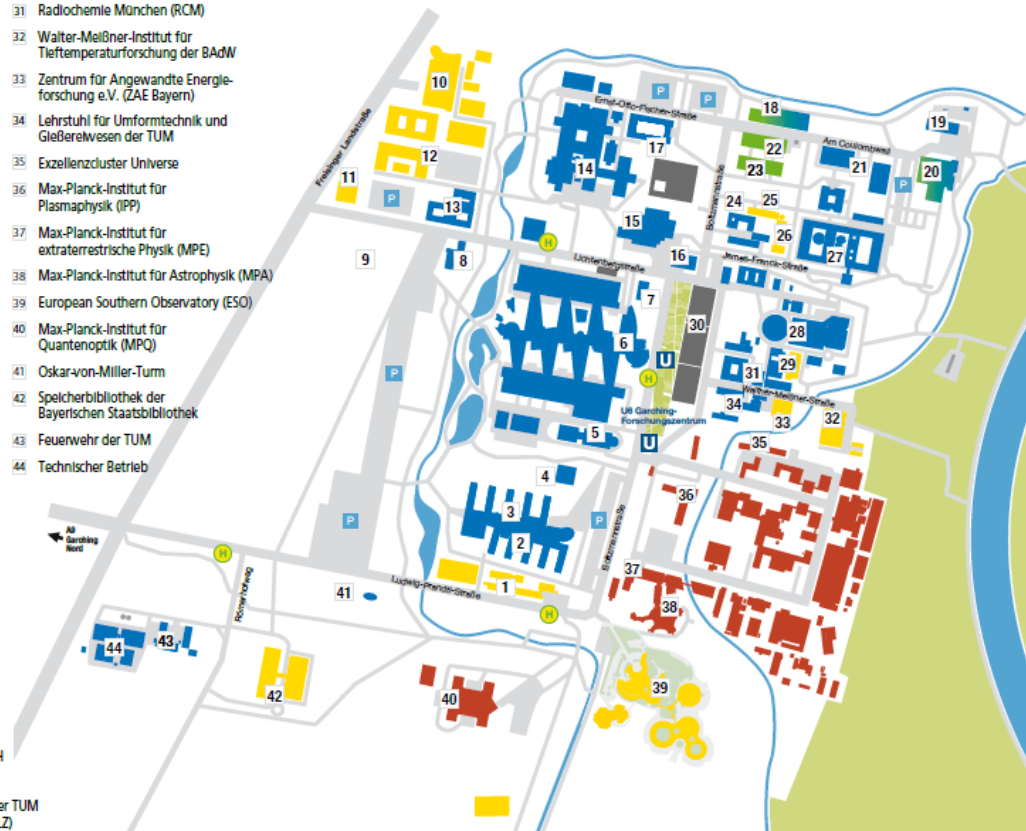
V
Vaccine P113, P163

Vasculitis P075, P102
VEGF P202
Virus P124 (OP05/04), P146,
P149, P209, P222

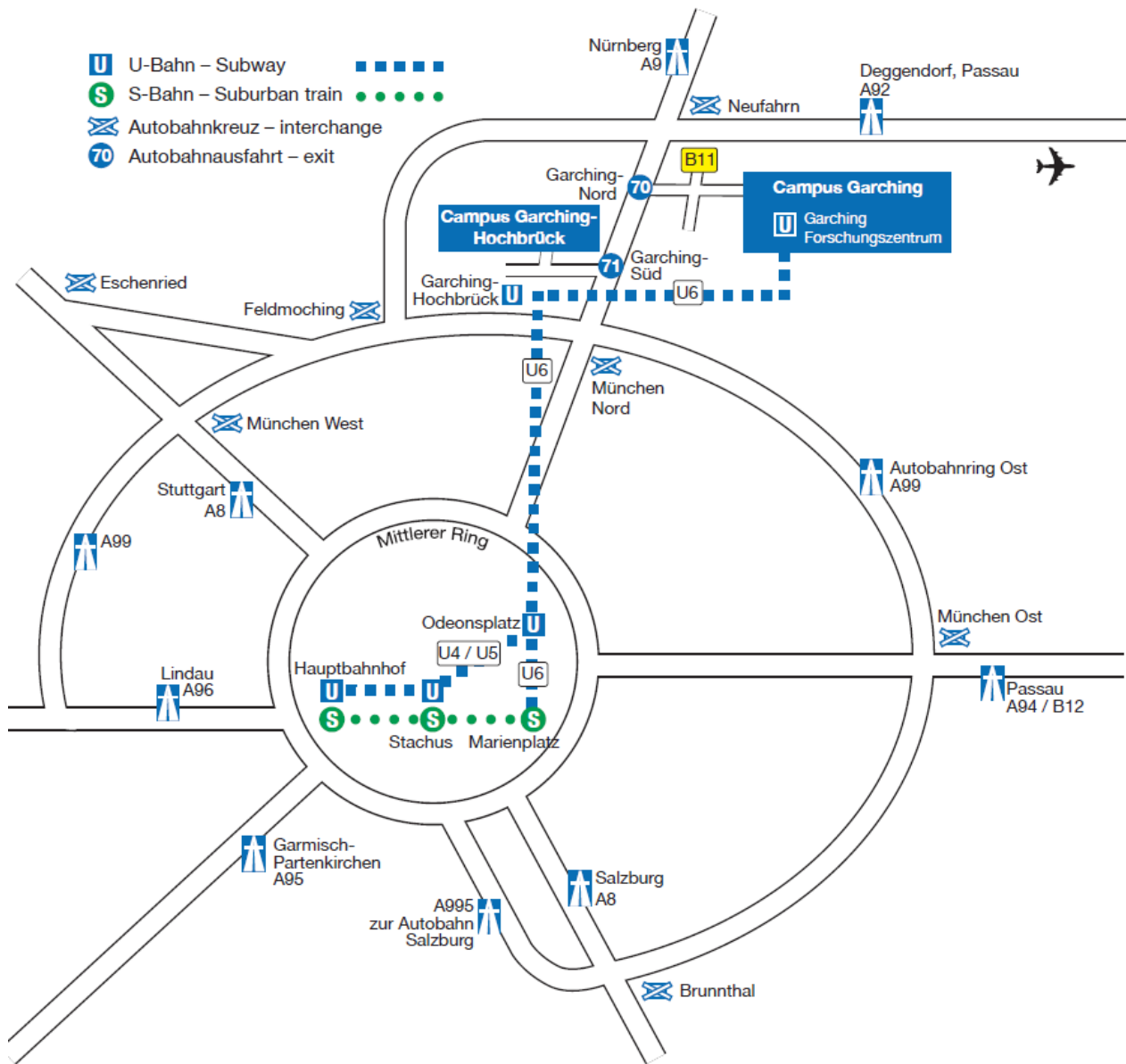
W
Wound healing P024
(OP03/03), P029, P034, P063,
P071 (OP06/04), P077,
P161, P226, P227

- | | |
|---|---|
| 1 Leibniz-Rechenzentrum der BAdW | 29 Isotope Technologies Garching GmbH (ITG) |
| 2 Fakultät für Mathematik der TUM | 30 GALILEO (Im Bau) |
| 3 Fakultät für Informatik der TUM | 31 Radiochemie München (RCM) |
| 4 Interimshörsaal | 32 Walter-Meißner-Institut für
Tiefemperaturforschung der BAdW |
| 5 Zentralinstitut für Medizintechnik
der TUM (IMETUM) | 33 Zentrum für Angewandte Energie-
forschung e.V. (ZAE Bayern) |
| 6 Fakultät für Maschinenwesen
der TUM | 34 Lehrstuhl für Umformtechnik und
Gießereiwesen der TUM |
| 7 Exzellenzzentrum der TUM | 35 Exzellenzcluster Universe |
| 8 Ingeborg Ortner-Kinderhaus | 36 Max-Planck-Institut für
Plasmaphysik (IPP) |
| 9 Fraunhofer-Institut (In Planung) | 37 Max-Planck-Institut für
extraterrestrische Physik (MPE) |
| 10 General Electric Global Research
Center Europe | 38 Max-Planck-Institut für Astrophysik (MPA) |
| 11 Metall-Innung | 39 European Southern Observatory (ESO) |
| 12 Garching Technologie- und
Gründerzentrum (gate) | 40 Max-Planck-Institut für
Quantenoptik (MPO) |
| 13 Entrepreneurship-Zentrum | 41 Oskar-von-Miller-Turm |
| 14 Fakultät für Chemie der TUM | 42 Speicherbibliothek der
Bayerischen Staatsbibliothek |
| 15 Mensa des Studentenwerks
München + C: Campus Cneipe | 43 Feuerwehr der TUM |
| 16 TUM Institute for Advanced Study
(TUM-IAS) | 44 Technischer Betrieb |
| 17 Zentralinstitut für Katalyseforschung
der TUM | |
| 18 Center for Advanced Laser
Applications (TUM und LMU) | |
| 19 Lehrstuhl für Siedlungswasser-
wirtschaft der TUM | |
| 20 Maler-Leibnitz-Laboratorium
(TUM und LMU) | |
| 21 Walter Schottky Institut der TUM | |
| 22 Physik der LMU München | |
| 23 Exzellenzcluster MAP | |
| 24 Gesellschaft für Anlagen- und
Reaktorsicherheit (GRS) mbH | |
| 25 TÜV Rheinland ISTec GmbH | |
| 26 T-Systems Solutions for Research GmbH | |
| 27 Physik-Department der TUM | |
| 28 FRM II: Forschungs-Neutronenquelle der TUM
und Heinz Maier-Leibnitz Zentrum (MLZ) | |

Forschungscampus Garching – Research Campus Garching



Anfahrt Campus Garching – Directions to Campus Garching



The ADF thanks the following companies for their support 2018:

AbbVie Deutschland GmbH & Co. KG
Celgene GmbH
Dr. August Wolff GmbH & Co. KG Arzneimittel
Euroimmun AG
Janssen-Cilag GmbH
Jenapharm GmbH
LEO Pharma GmbH
Lilly Deutschland GmbH
L'Oréal Deutschland GmbH
Monasterium Laboratory
Novartis Pharma GmbH
Sanofi-Aventis Deutschland GmbH

Sponsors and exhibitors of the ADF Meeting 2019:

Sponsors

AbbVie Deutschland GmbH & Co.KG, Platin Sponsorin (€ 15.000)
Celgene GmbH (€ 3.980)
Janssen-Cilag GmbH, Platin Sponsorship (€ 15.000)
L'Oréal Deutschland GmbH:
CeraVe, La Roche-Posay und Vichy, Gold Sponsoring (€ 10.000)
Lilly Deutschland GmbH, Platin Sponsoring (€ 15.000)
Monasterium Laboratory (€ 1.000)
Novartis Pharma GmbH, Platin Sponsoring (€ 15.000)
Sanofi Aventis Deutschland GmbH, Platin Sponsoring (€ 15.000)

Exhibitors

AbbVie Deutschland GmbH & Co.KG (see above)	Lilly Deutschland GmbH (see above)
Allmirall Hermal GmbH (€ 1.980)	MSD Sharp & Dohme GmbH (€ 1.320)
BIOZOL Diagnostika Vertriebs GmbH (€ 1.980)	Novartis Phama GmbH (see above)
Celgene GmbH (see above)	Novartis Pharma GmbH (€ 1.980)
Concile GmbH (€ 1.980)	PeproTech GmbH (€ 1.320)
EUROIMMUN GmbH (€ 1.980)	Procter & Gamble GmbH (€ 2.640)
Janssen-Cilag GmbH (see above)	Sanofi Aventis Deutschland GmbH (see above)
L'Oréal Deutschland GmbH (see above)	UCB Pharma GmbH (€ 1.980)
La Roche-Posay (see above)	Vichy und CeraVe (see above)

by January 14, 2019